

# FINANCIAL REPORT

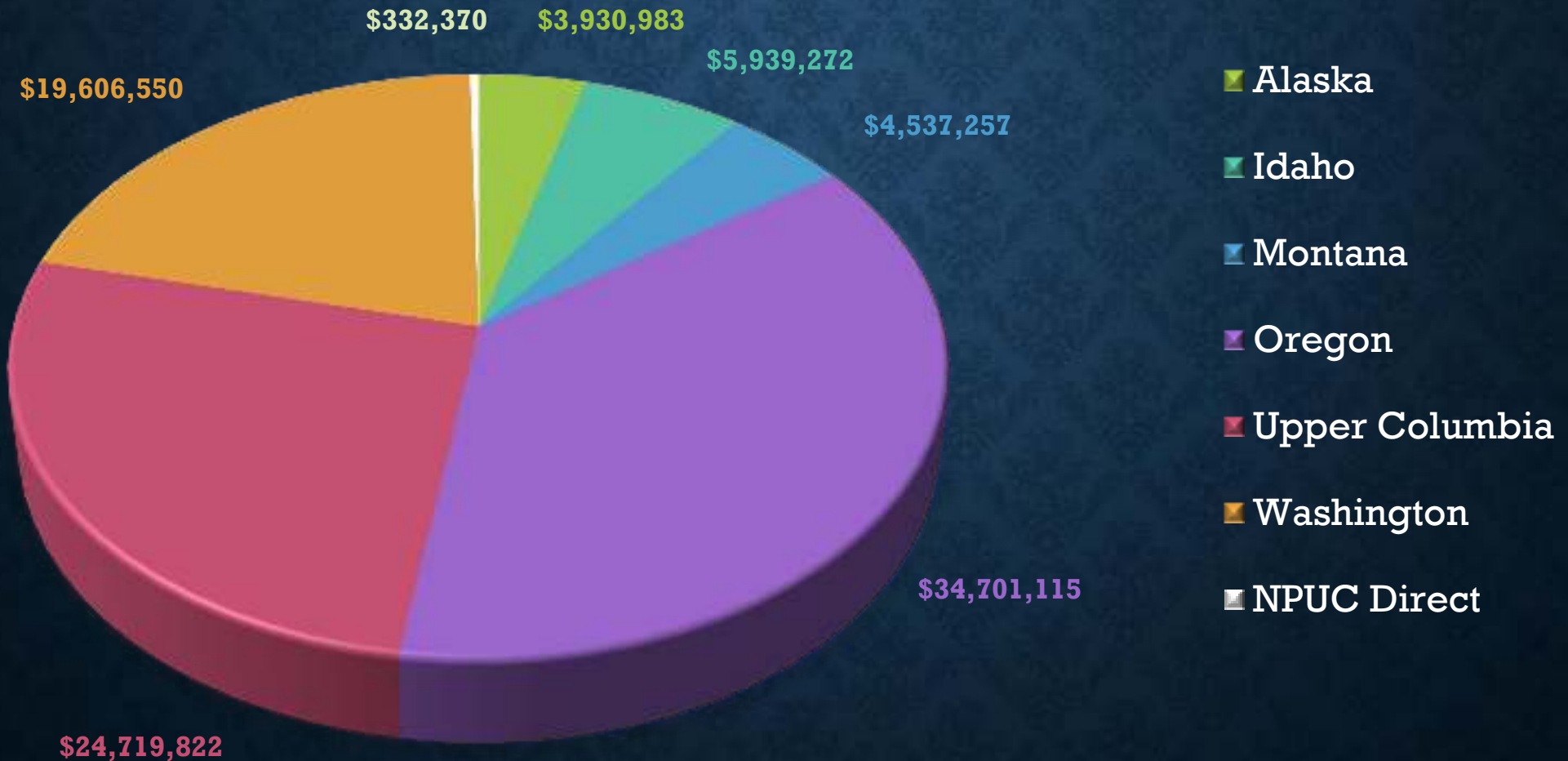
December 31, 2015

North Pacific Union Conference of  
Seventh-day Adventists

**2015 TITHE: \$ 93,767,370**

**2014 TITHE: \$ 91,015,332**

**INCREASE OF 3.02%**



# TITHE RECEIVED – YEAR TO DATE DECEMBER 2015 & 2014

<b>Conference</b>	<b>December 2015</b>	<b>December 2014</b>	<b>Incr/(Decr) Percentage</b>	<b>Per Capita 2015</b>	<b>Per Capita 2014</b>
Alaska	3,930,983	4,217,156	(6.79%)	1,021.57	1,096.79
Idaho	5,939,272	5,445,219	9.07%	908.56	820.43
Montana	4,537,257	4,063,857	11.65%	1,125.87	1,016.22
Oregon	34,701,115	31,591,479	9.84%	963.57	885.24
Upper Columbia	24,719,822	24,266,092	1.87%	941.74	926.89
Washington	19,606,550	21,105,282	(7.10%)	848.33	932.29
NPUC – Direct	332,370	326,245	1.88%		
<b>December YTD</b>	<b>93,767,370</b>	<b>91,015,332</b>	<b>3.02%</b>	<b>939.66</b>	<b>919.48</b>

# TITHE PERCENTAGE BY UNIONS FOR 2015

❖ Southern Union	4.6%
❖ Atlantic Union	3.7%
❖ Columbia Union	3.2%
❖ North Pacific Union	3.0%
❖ Lake Union	2.8%
❖ Pacific Union	1.5%
❖ Southwestern Union	1.0%
❖ Mid-America Union	(0.1%)
❖ Canada, SDA Church in	(12.2%)

1.83% Increase for NAD  
Tithe Received Over  
Prior Year

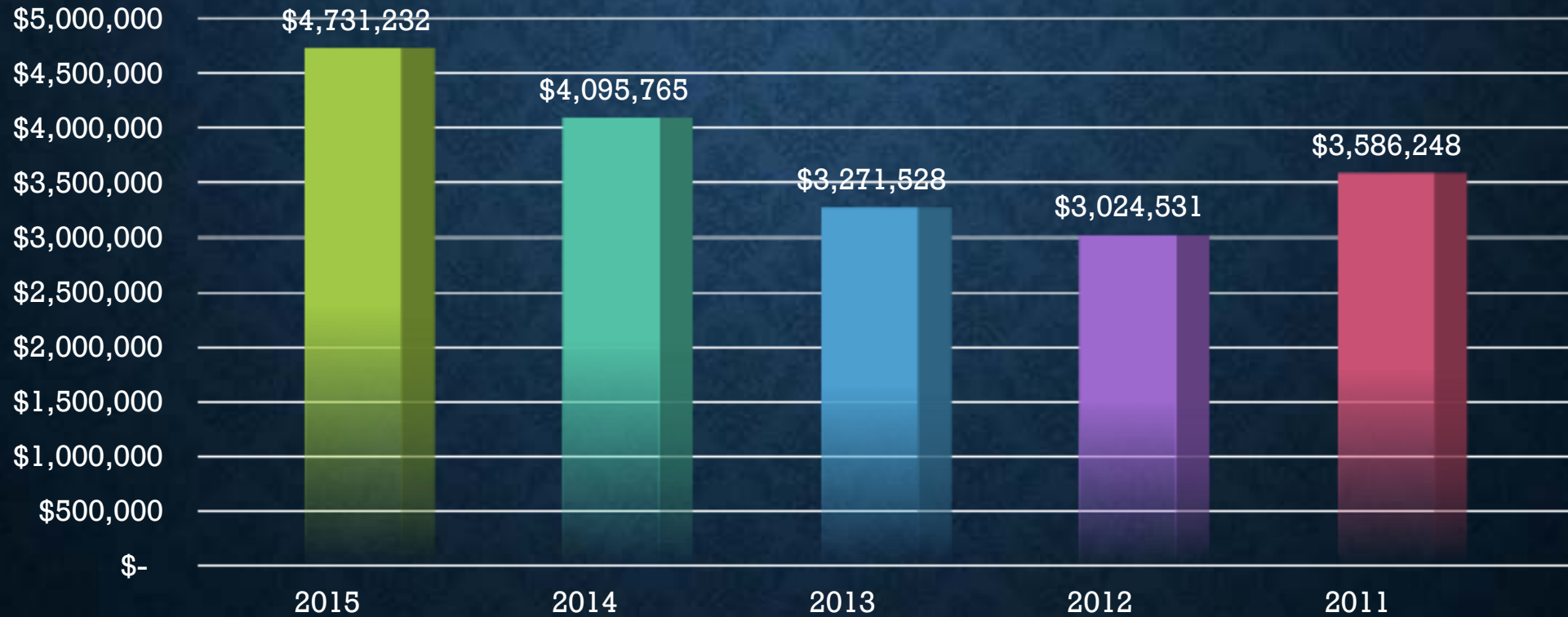


# ADVENTIST GIVING REPORT 2015

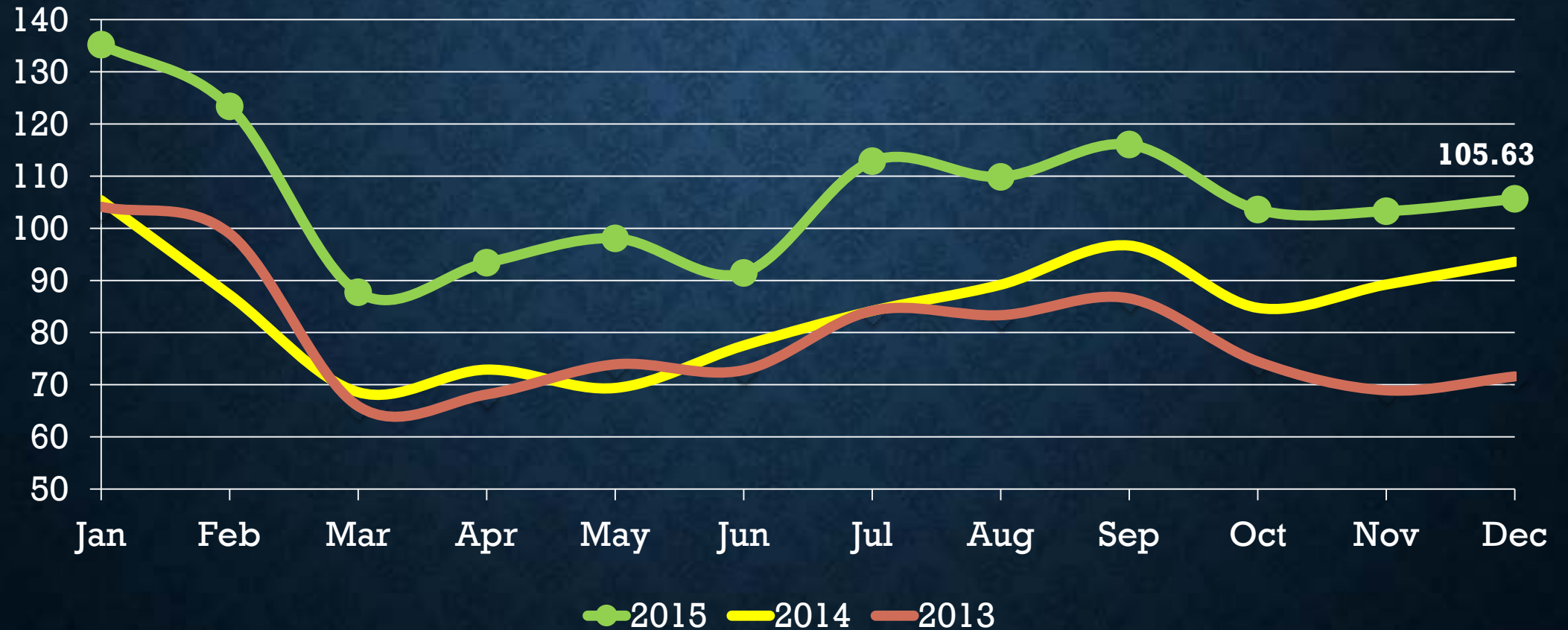
<b>North Pacific Union</b>	<b>Total Offerings</b>	<b>Total Share of Fees</b>
Alaska Conference	\$ 1,079,428.35	\$ 5,304.31
Idaho Conference	\$ 990,875.85	\$ 3,467.39
Montana Conference	\$ 804,939.96	\$ 6,210.88
Oregon Conference	\$ 6,819,055.96	\$ 23,235.67
Upper Columbia Conf.	\$ 5,924,952.66	\$ 26,479.31
Washington Conference	\$ 6,515,817.46	\$ 26,442.54
North Pacific Union		\$ 13,020.01
<b>Total</b>	<b>\$ 22,135,070.24</b>	<b>\$ 104,160.11</b>

Paid a fee of 0.471% for every dollar donated by Adventist Giving

# CASH AND INVESTMENTS DECEMBER 2011 THROUGH 2015

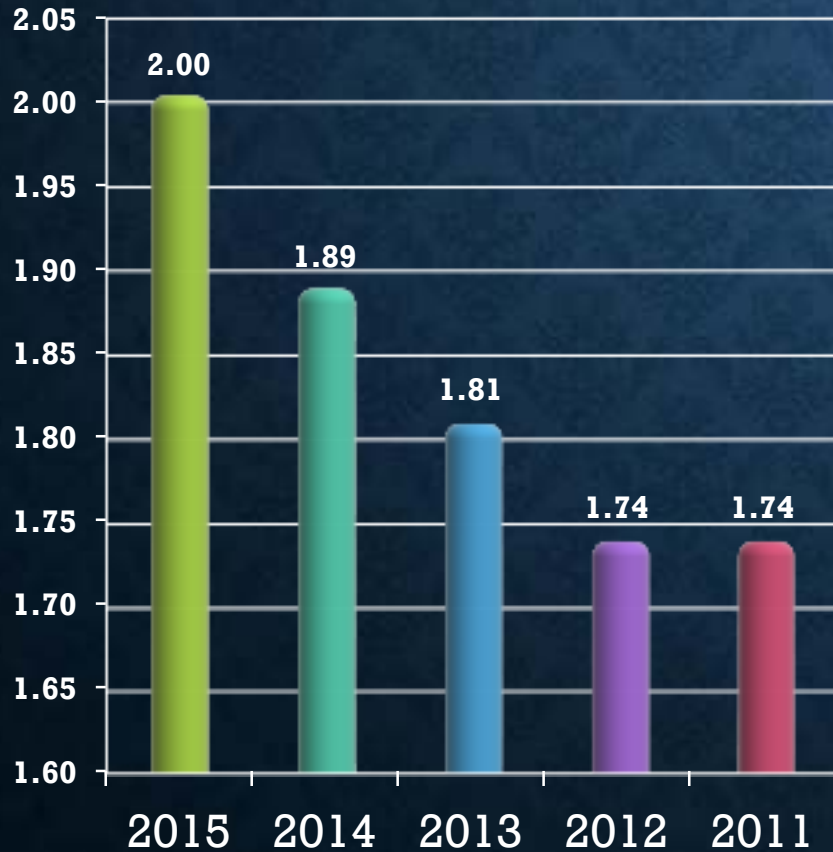


# ACTUAL CASH DAYS YEARS 2015, 2014 & 2013

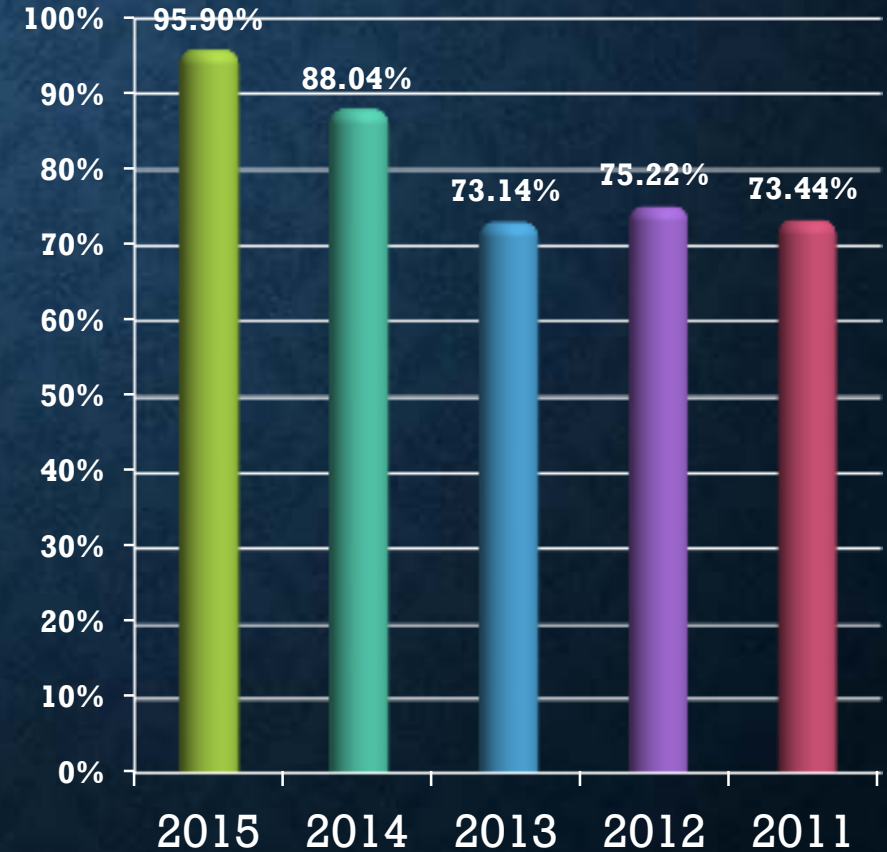


# FINANCIAL INDICATORS - DECEMBER

## Current Ratio



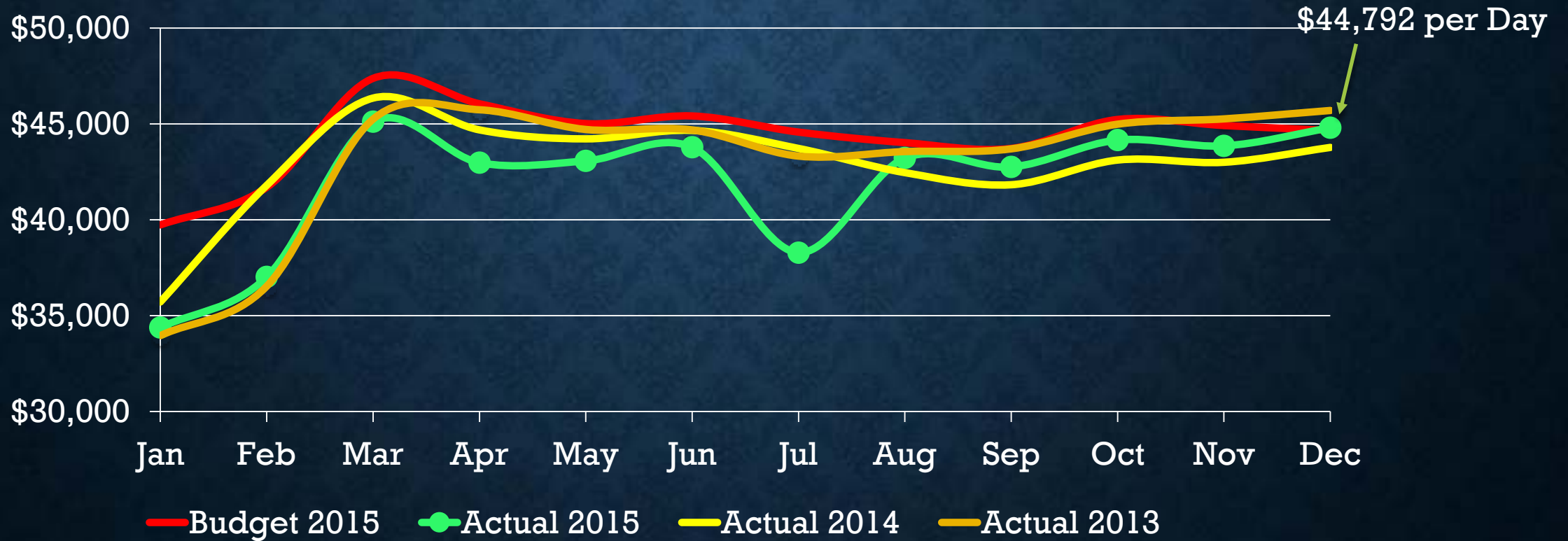
## Working Capital





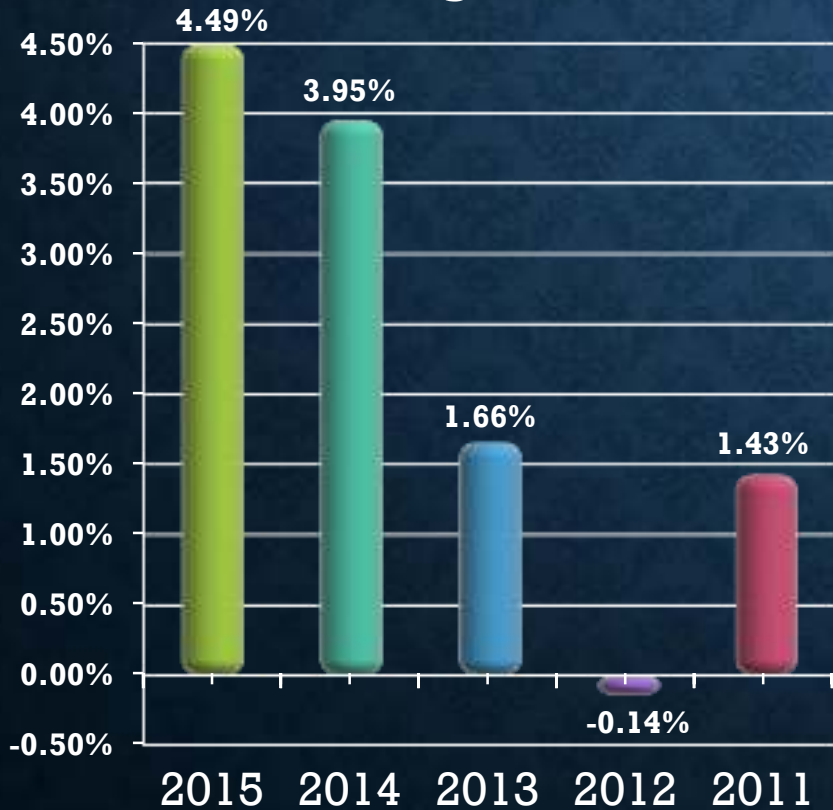
# EXPENSES PER DAY

## YEARS 2013 TO 2015, AND 2015 BUDGET

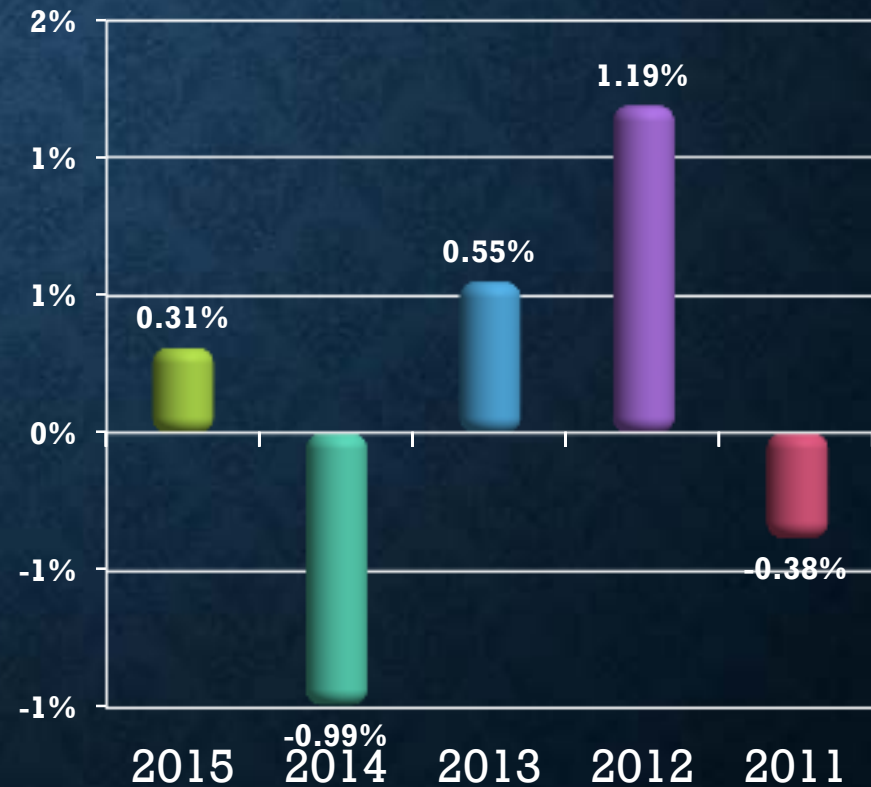


# FINANCIAL INDICATORS – DECEMBER

## Percent of Income to Budget

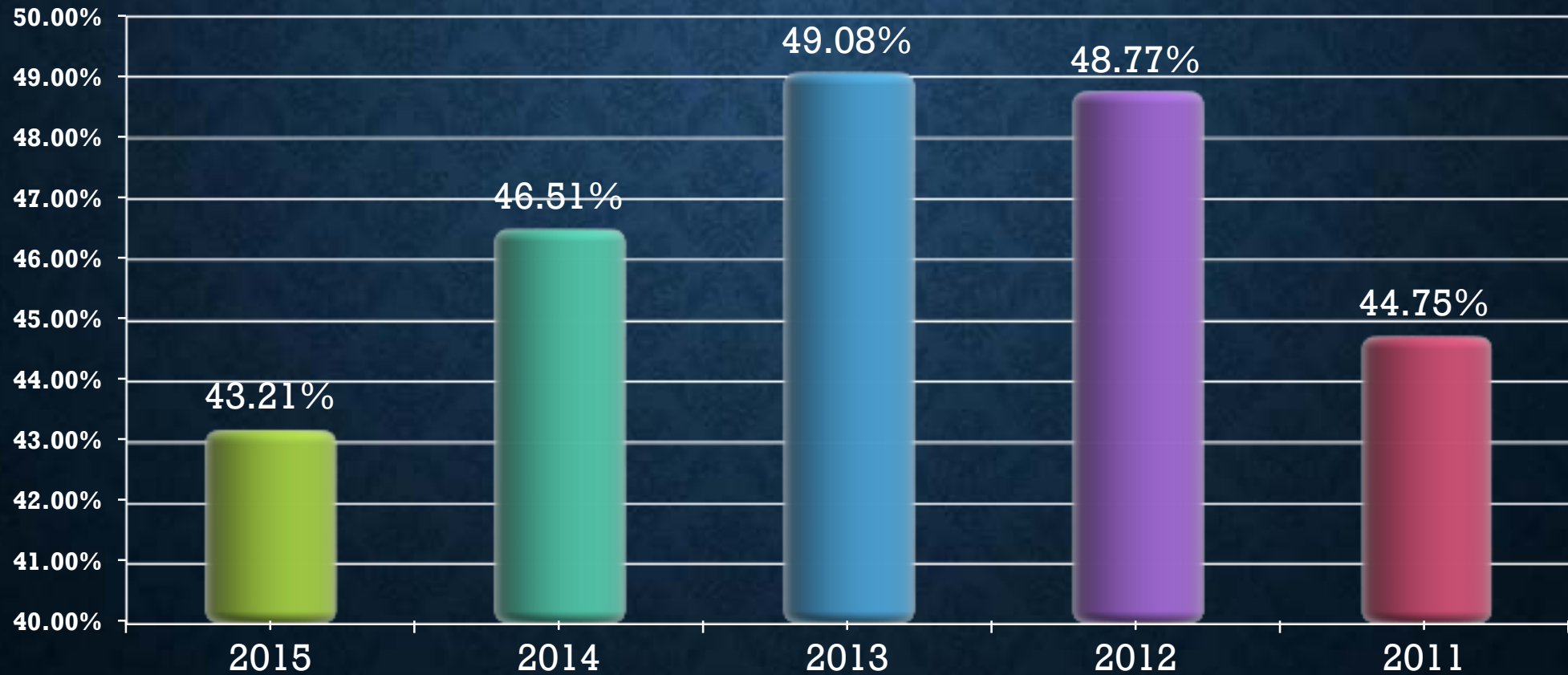


## Percent of Expenses to Budget



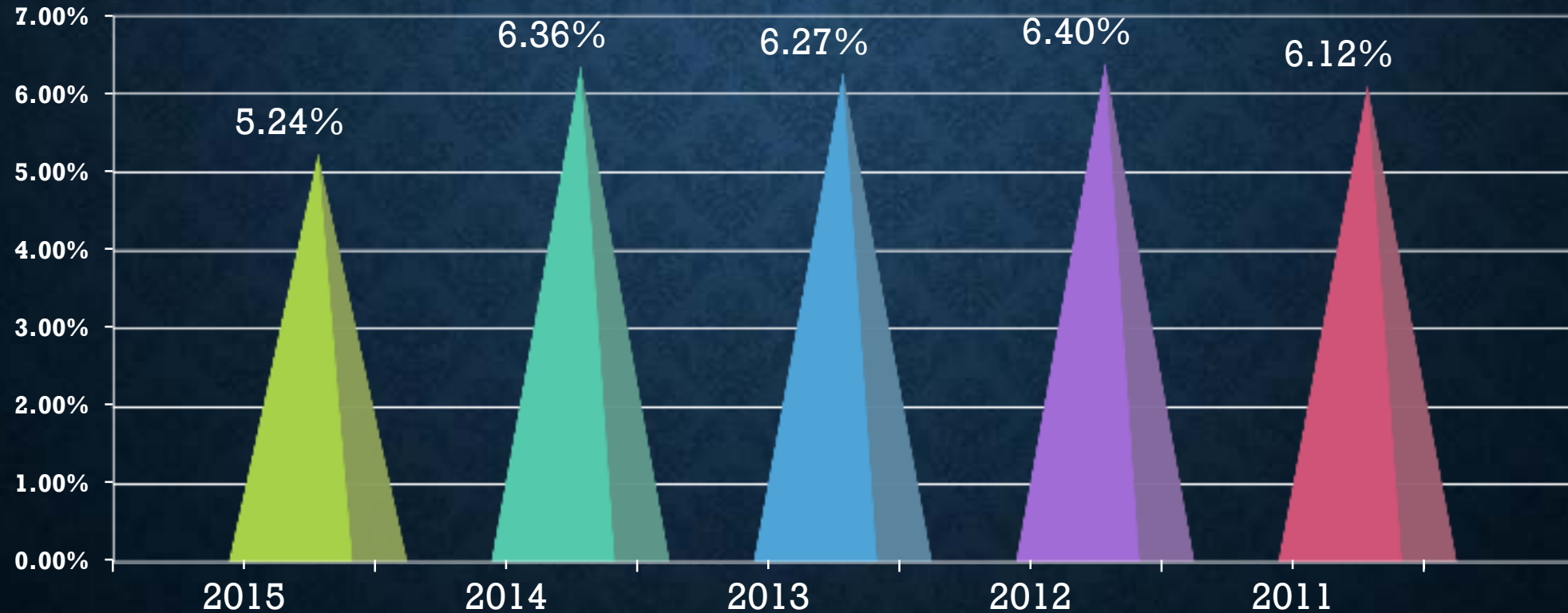
# FINANCIAL INDICATORS

## % SALARY, ALLOWANCES, & TRAVEL TO GROSS TITHE – DECEMBER

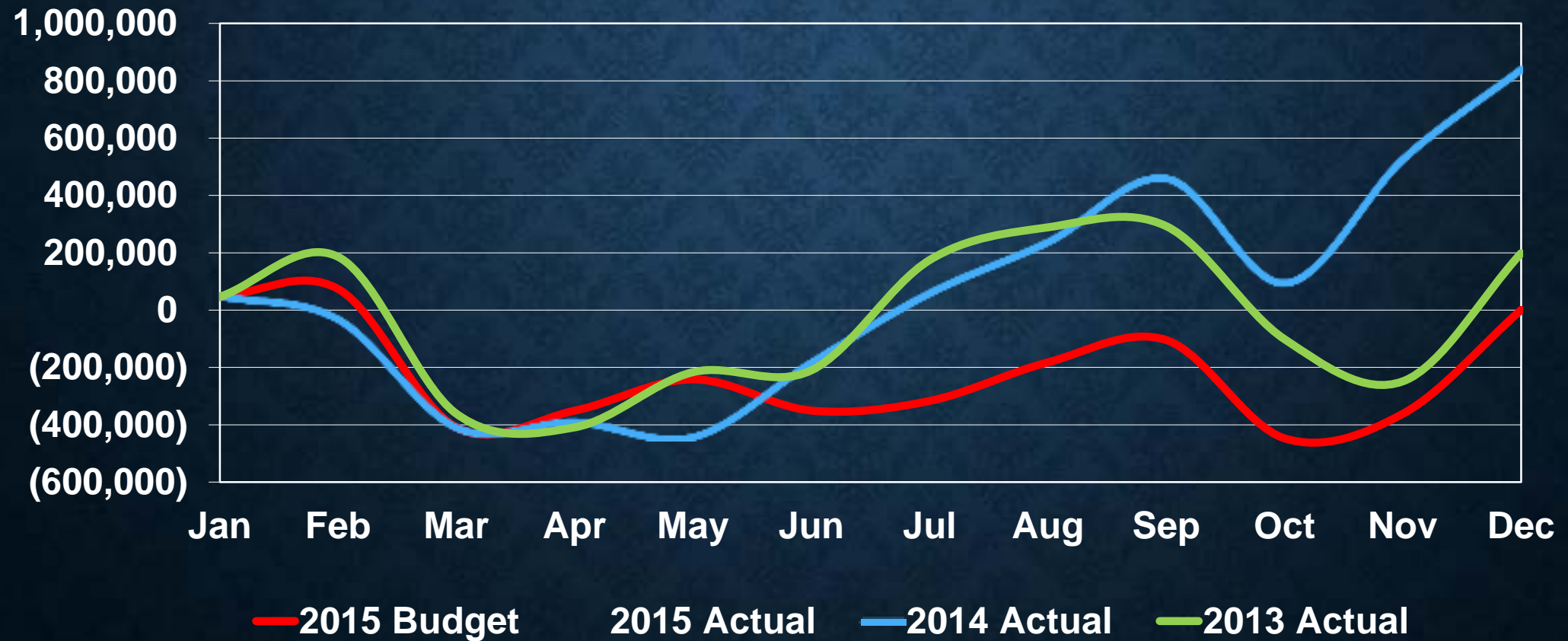


# FINANCIAL INDICATORS

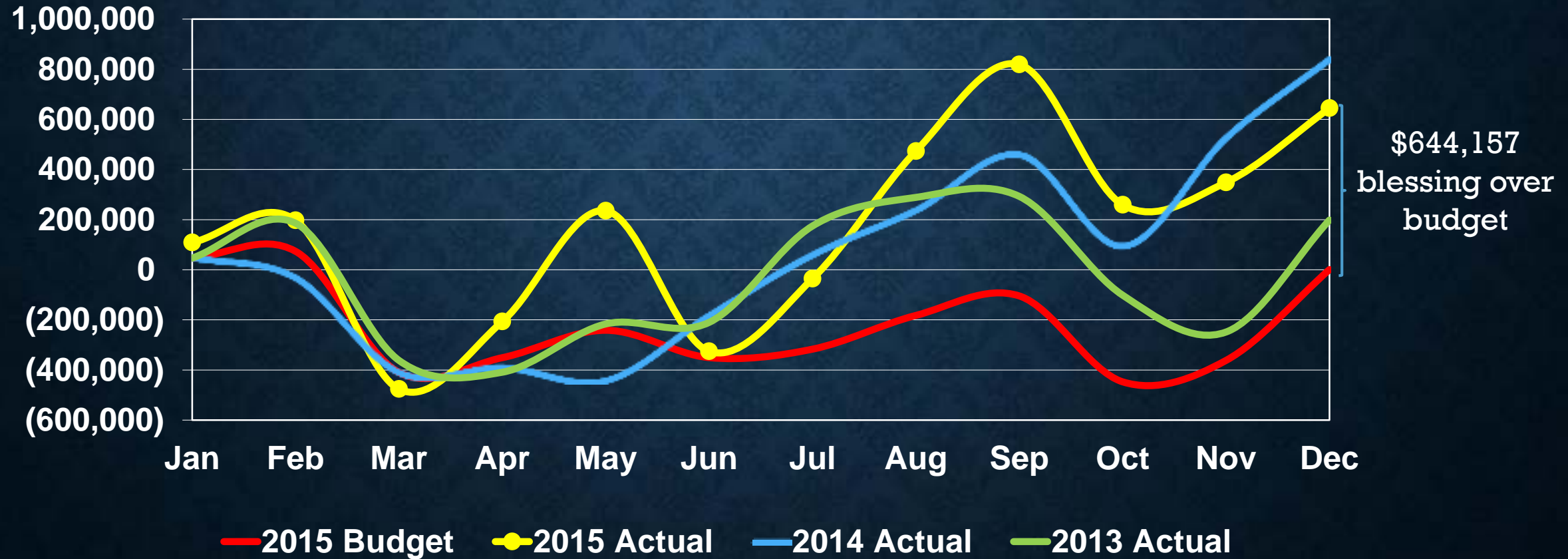
## % TRAVEL TO GROSS TITHE – DECEMBER



# CHANGES IN NET ASSETS YEAR 2015



# CHANGES IN NET ASSETS YEAR 2015



# DECEMBER 2015 OPERATIONS

Reporting the Resources Received and Their  
Allocation in Advancement of the Gospel in the  
Northwest



# NORTH PACIFIC UNION CONFERENCE OPERATING FINANCIAL ACTIVITY STATEMENT DECEMBER 31, 2015

INCOME			
Restricted Income	2015	Budget	2014
Appropriation	\$ 7,312,873	\$ 7,287,510	\$ 7,413,865
Offerings	2,532	4,000	4,976
Donations	114,551	0	211,677
Other Income	312,425	0	71,839
Total Restricted Income	\$ 7,742,381	\$ 7,291,510	\$ 7,702,357



# NORTH PACIFIC UNION CONFERENCE OPERATING FINANCIAL ACTIVITY STATEMENT DECEMBER 31, 2015

Unrestricted Income	2015	Budget	2014
Tithe - Net	\$ 7,889,425	\$ 7,507,983	\$ 7,661,182
Exchange with Division	(1,208,700)	(1,208,700)	(1,208,700)
Offerings and Donations	167,446	285,800	200,026
Appropriations Received	1,398,700	1,398,700	1,398,700
Direct Operating Income	787,668	691,914	675,658
SOULS NW – Tuition	139,795	233,218	190,136
Investment Earnings	49,778	52,765	33,443
Other Income	55,999	37,125	44,367
Total Unrest. Income	\$ 9,280,112	\$8,998,805	\$ 8,994,813
Total Income Received	\$ 17,022,492	\$ 16,290,315	\$ 16,697,170

# NORTH PACIFIC UNION CONFERENCE OPERATING FINANCIAL ACTIVITY STATEMENT DECEMBER 31, 2015

EXPENSES	2015	Budget	2014
Program Services			
Church Ministries	\$ 2,836,955	\$ 3,026,538	\$ 2,858,516
Educational	6,909,022	6,900,696	6,854,406
Health & Humanitarian	7,940	8,600	9,778
Other	3,386,709	3,121,085	3,130,865
Total Program Services	\$ 13,140,626	\$ 13,056,919	\$ 12,853,564

# NORTH PACIFIC UNION CONFERENCE OPERATING FINANCIAL ACTIVITY STATEMENT DECEMBER 31, 2015

Supporting Services	2015	Budget	2014
Conference Administration	\$ 1,036,716	\$ 1,024,355	\$ 1,040,565
Retirement Contribution	1,262,241	1,194,132	1,211,267
Conventions & Meetings	113,615	134,288	51,797
Office Operations & Maint	376,919	337,875	337,446
Employee Medical	418,818	550,941	481,056
<b>Total Supporting Services</b>	<b>\$ 3,208,309</b>	<b>\$ 3,241,591</b>	<b>\$ 3,122,131</b>
<b>Total Expense</b>	<b>\$ 16,348,935</b>	<b>\$ 16,298,510</b>	<b>\$ 15,975,695</b>

# NORTH PACIFIC UNION CONFERENCE OPERATING FINANCIAL ACTIVITY STATEMENT DECEMBER 31, 2015

	2015	Budget	2014
Total Income	\$ 17,022,492	\$ 16,290,315	\$ 16,697,170
Total Expenses	16,348,935	16,298,510	15,975,695
Net Gain/(Loss)	673,557	(8,195)	721,475
Transfers In/(Out)	( 19,648)	8,786	115,734
Unrealized Gain/(Loss) on Investments	( 9,161)	0	6,249
Net Gain/(Loss)	\$ 644,748	\$ 591	\$ 843,458

# YEAR-END 2015 INCREASE/DECREASE OF NET ASSETS

	Increase	Decrease
Unallocated Tithe	\$ 206,948	
Unallocated Non-Tithe		\$ 402,703
General Evangelism	207,265	
Souls NW Operations		75,203
Regional Capital	29,326	
Hispanic Capital	16,329	
K-12 Education	3,669	
Temperance Programs		63
Adventist Disaster Response	3,401	
Religious Liberty Emergency	5,512	

# YEAR-END 2015 INCREASE/DECREASE OF NET ASSETS

	Increase	Decrease
Small Conference Assistance	22,264	
Reginal Special Assistance		19,192
Mission Projects-Global Mission		6,928
Regional Scholarships		791
Hispanic Scholarships		4,614
Adventist Health System		10,800
President's Special Projects		17,946
Misc. Projects-Trade Show Books		320
Union Session		707

# YEAR-END 2015 INCREASE/DECREASE OF NET ASSETS

	Increase	Decrease
Allocated Reserve – Tithe	330,378	
Allocated Reserve – Non Tithe	358,332	
Sub Total	\$ 1,183,424	\$ 539,267
Changes in Net Assets	\$ 644,157	

# VARIANCES (TITHE TRANSFERS) FOR YEAR ENDING DECEMBER 2015

Function	Under Budget	Over Budget
Admin Support-Legal Services	\$ 18,026	
<b>Allocated Reserve – Tithe</b>		\$ 330,378
ASI	261	
Association	6,290	
Auditing Services		79,767
Bible Conference	7,384	
University Operation Funding		280
Communication and PR Admin	44,053	
Creation Ministries		5,243
Hispanic Ministries	36,094	



# VARIANCES (TITHE TRANSFERS) FOR YEAR ENDING DECEMBER 2015

<b>Function</b>	<b>Under Budget</b>	<b>Over Budget</b>
Native American Evangelism	10,614	
Early Childhood Education	2,155	
Employee DB Retirement Plan		95,805
Employee Group Medical	119,327	
General Educational Admin		7,140
In House – Office Services	893	
In House – Social Committee		1,207
Information Systems, Services	6,438	
In House – Operations		23,872
Innovation – Projects	203	

# VARIANCES (TITHE TRANSFERS) FOR YEAR ENDING DECEMBER 2015

<b>Function</b>	<b>Under Budget</b>	<b>Over Budget</b>
Ministerial Administration	15,595	
Ministerial Interns	4,941	
Mtgs-Conventions/Meetings	21,379	
Misc. Tithe Appropriations	38,182	
NW Institute of Ministry	1,532	
Office Operation and Maintenance		16,797
Other Internships-Business/Comm		5,820
Presidential		3,750
Religious Liberty Administration	917	
Secretariat		4,436

# VARIANCES (TITHE TRANSFERS) FOR YEAR ENDING DECEMBER 2015

Function	Under Budget	Over Budget
Treasury		6,042
Trust Services	12,429	
Union Publication – Gleaner	70,840	
Women’s Ministries	1,070	
Youth Activities		12,583
Sub Total	\$ 418,623	\$ 593,117
Total Net Transfers to Functions		\$ 174,494



# EQUIPMENT PURCHASES – 4<sup>TH</sup> QUARTER 2015

➤ AltiGen Phone System Software	\$ 11,156.31
➤ HP Enterprise Switch, P/S Mgmt	
➤ Network System	\$ 9,172.96
➤ Dell Latitude E7450 w/Port Computer	\$ 2,374.05





*We can be thankful for the increased financial trends over the past few years, within the North Pacific Union Conference.*

*I think far too often when we talk to God it's all about us, what we want, what our troubles are. We would all be so much better off if we were to spend more time praising God, thanking him for his goodness and love.*

***Enter His gates with thanksgiving, And His courts with praise. Give thanks to Him; bless His name.  
Psalm 100:4***