

# **NAD Finances Explained**

The background of the slide features two hands reaching towards each other against a sky with clouds. The hand on the left is larger and positioned lower, while the hand on the right is smaller and positioned higher. The sky transitions from a bright yellow/orange glow at the bottom to a blue sky with white clouds at the top. There are some faint, glowing circular patterns in the center of the image.

**Use of Funds in 2014**

***THE GRAND  
COLLABORATION***

Presented by Mike Jamieson  
NAD Year-end Meeting  
Oct. 29 to Nov. 4, 2015

## **Important Facts About this Report:**

- **Meant to help understand how NAD handles the funds entrusted to it —based on only 3 functions: Tithe, Non-Tithe, and Projects. (appropriations and transfers are combined/netted in a practical way hoping to make it easier to understand while remaining totally transparent).**
- **Though from our audited statement, this is not meant to be a complete audited picture-it is important to go to the audited statement for that.**

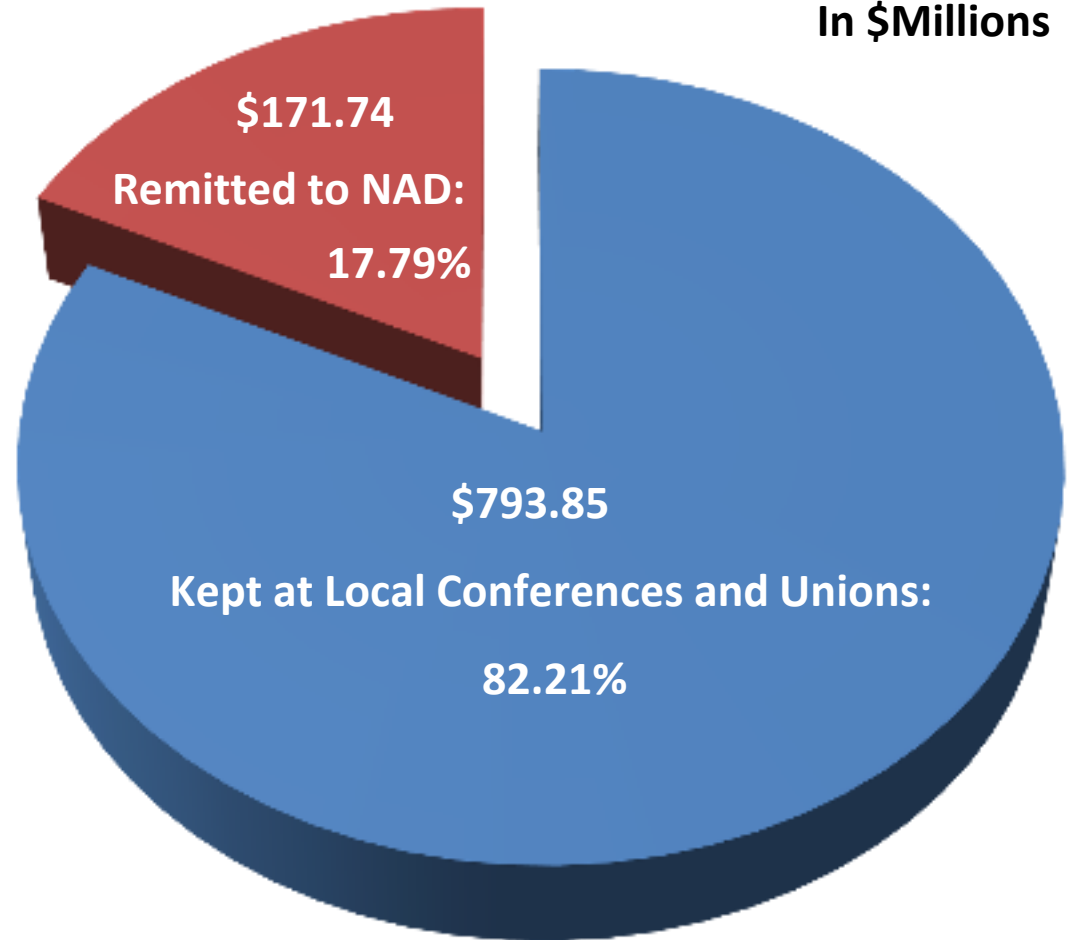


**THE GRAND COLLABORATION**

NAD Year End Meetings, Oct. 29 to Nov. 4, 2015

# 2014 North American Division Tithe: \$965.59 million

In \$Millions



## How Tithe Received:

Direct-ACM	\$0.12
From Conf.	\$154.63
From Unions	\$ 8.68
Special Assist.	<u>\$ 8.31</u>
<b>Total</b>	<b>\$171.74</b>



## THE GRAND COLLABORATION

NAD Year End Meetings, Oct. 29 to Nov. 4, 2015

# North American Division Use of Funds:

Tithe Income		\$171,735,797
Sent on to GC	\$67,652,689	
Tithe Exchange—(See Non-Tithe Graph Later)	\$31,370,658	
Evangelism Reversion	\$13,967,011	
Special Assistance	\$10,000,008	
Adventist Media Center	\$6,095,176	
Auditing Services	\$4,481,032	
Seminary--Min/Bus/Commun./ITS Interns	\$3,747,638	
Retirement-(Defined Benefit Plan Extra Appr.)	\$5,575,081	
NADEI/AIM	<u>\$1,678,315</u>	<u>\$144,567,608</u>
Left for North American Division Use		<u><u>\$27,168,189</u></u>

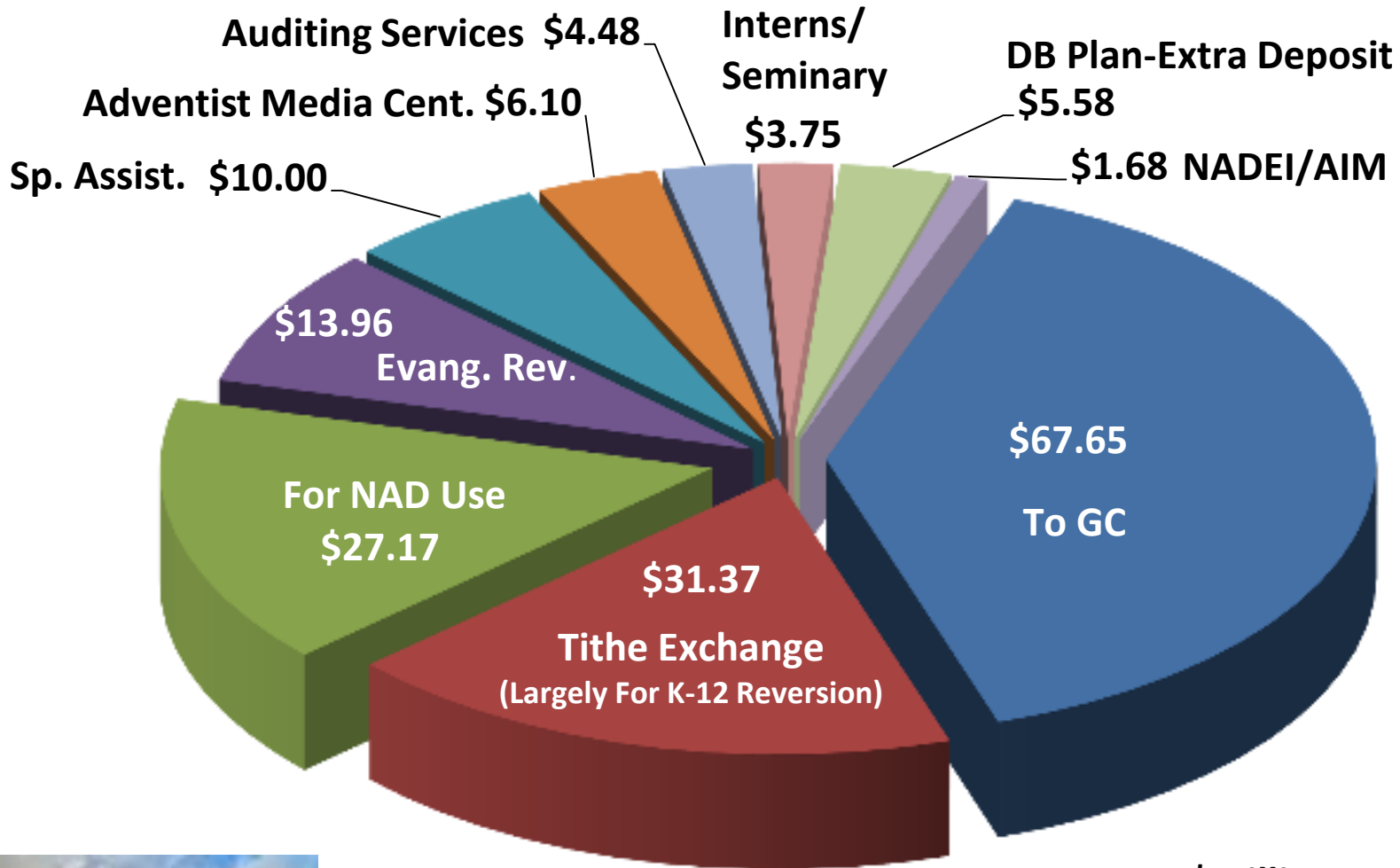
This \$27.17 million is 2.81% of the \$965.59 gross Tithe  
(2.81 cents per tithe dollar)



## THE GRAND COLLABORATION

NAD Year End Meetings, Oct. 29 to Nov. 4, 2015

# NAD 2014 Distribution of the \$171.74 Million Remitted:



In \$Millions

## THE GRAND COLLABORATION

NAD Year End Meetings, Oct. 29 to Nov. 4, 2015



# How We Appropriated \$27.17M NAD Pie Slice:

All Admin. Functions/Expenses	\$17,185,634
Strategic Initiatives-Building Blocks	\$1,600,000
Projects-(Broken out later)	\$1,545,182
Evangelism	\$1,525,243
Adv. Giving/ACC/eAdventist	\$979,782
Adventist Accounting System Internl	\$874,110
GC Session & Ministerial Convention	\$700,000
To Tithe Reserve/Contingencies	\$642,336
Appropriations: Christ. Record/Other	\$610,000
Guam Micronesia—Our Mission	\$363,244
Adventist Review/El Centinela	\$342,055
Plusline-AdventSource	\$303,629
Other/Misc	\$283,267
Media including Esperanza TV	<u>\$213,707</u>
	<b>\$27,168,189</b>



## THE GRAND COLLABORATION

NAD Year End Meetings, Oct. 29 to Nov. 4, 2015

## 2014 Projects Distribution:

<b>Adult Ministries</b>	<b>\$135,000</b>
<b>Children's Ministries</b>	<b>\$180,490</b>
<b>Church Resource Projects</b>	<b>\$299,052</b>
<b>Family Ministries</b>	<b>\$29,992</b>
<b>Health Ministries</b>	<b>\$109,187</b>
<b>Ministries Convention</b>	<b>\$30,000</b>
<b>Ministerial Resources</b>	<b>\$125,000</b>
<b>Public Affairs and Religious Liberty</b>	<b>\$50,000</b>
<b>SonScreen Media Project</b>	<b>\$65,000</b>
<b>Publishing</b>	<b>\$10,000</b>
<b>Office of Volunteer Ministries</b>	<b>\$50,000</b>
<b>Strategic Planning /Assessment</b>	<b>\$100,000</b>
<b>Stewardship</b>	<b>\$80,000</b>
<b>Women's Ministries</b>	<b>\$42,000</b>
<b>Youth Projects</b>	<b>\$239,461</b>
	<hr/>
	<b>\$1,545,182</b>



**THE GRAND COLLABORATION**

NAD Year End Meetings, Oct. 29 to Nov. 4, 2015

## 2014 Non-Tithe Distribution:

<b>Tithe Exchanged, (\$31.37 million), plus interest</b>		<b>\$32,516,921</b>
<b>K-12 Reversion</b>	<b>\$23,259,282</b>	
<b>Allocated Reserve—Working Capital</b>	<b>\$5,406,499</b>	
<b>Special Appropriations to Unions—Non-Tithe</b>	<b>\$1,710,000</b>	
<b>Regional Capital Reversion</b>	<b>\$974,755</b>	
<b>Hispanic Church Buildings and Scholarship</b>	<b>\$511,845</b>	
<b>Regional Scholarships</b>	<b>\$339,540</b>	
<b>PSI Awards/Appropriations</b>	<b>\$110,000</b>	
<b>Mission Investment</b>	<b>\$120,000</b>	
<b>AACU</b>	<b><u>\$85,000</u></b>	<b>\$32,516,921</b>



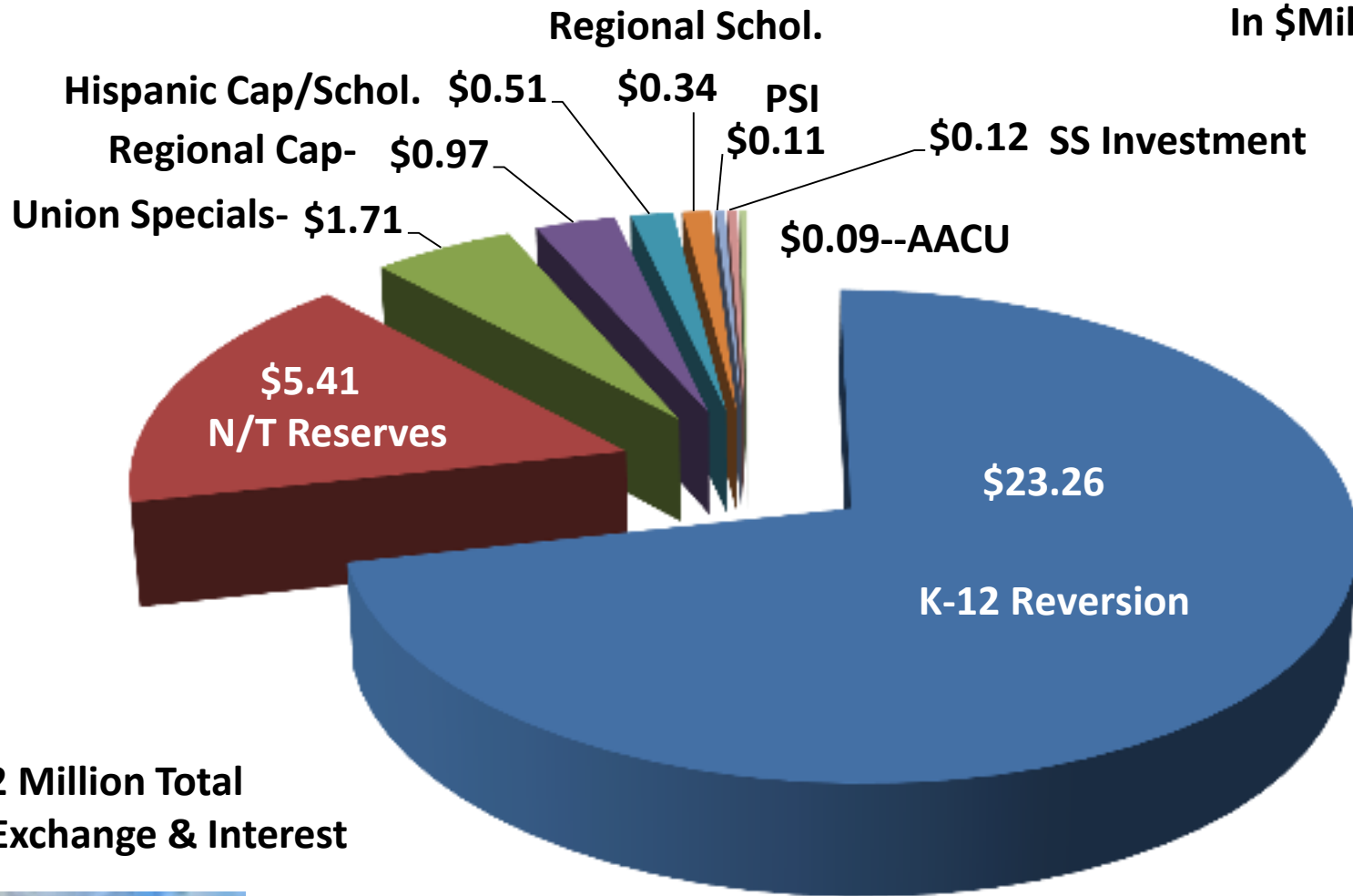
**THE GRAND COLLABORATION**

NAD Year End Meetings, Oct. 29 to Nov. 4, 2015



# 2014 Non-Tithe Distribution Graphed:

In \$Millions



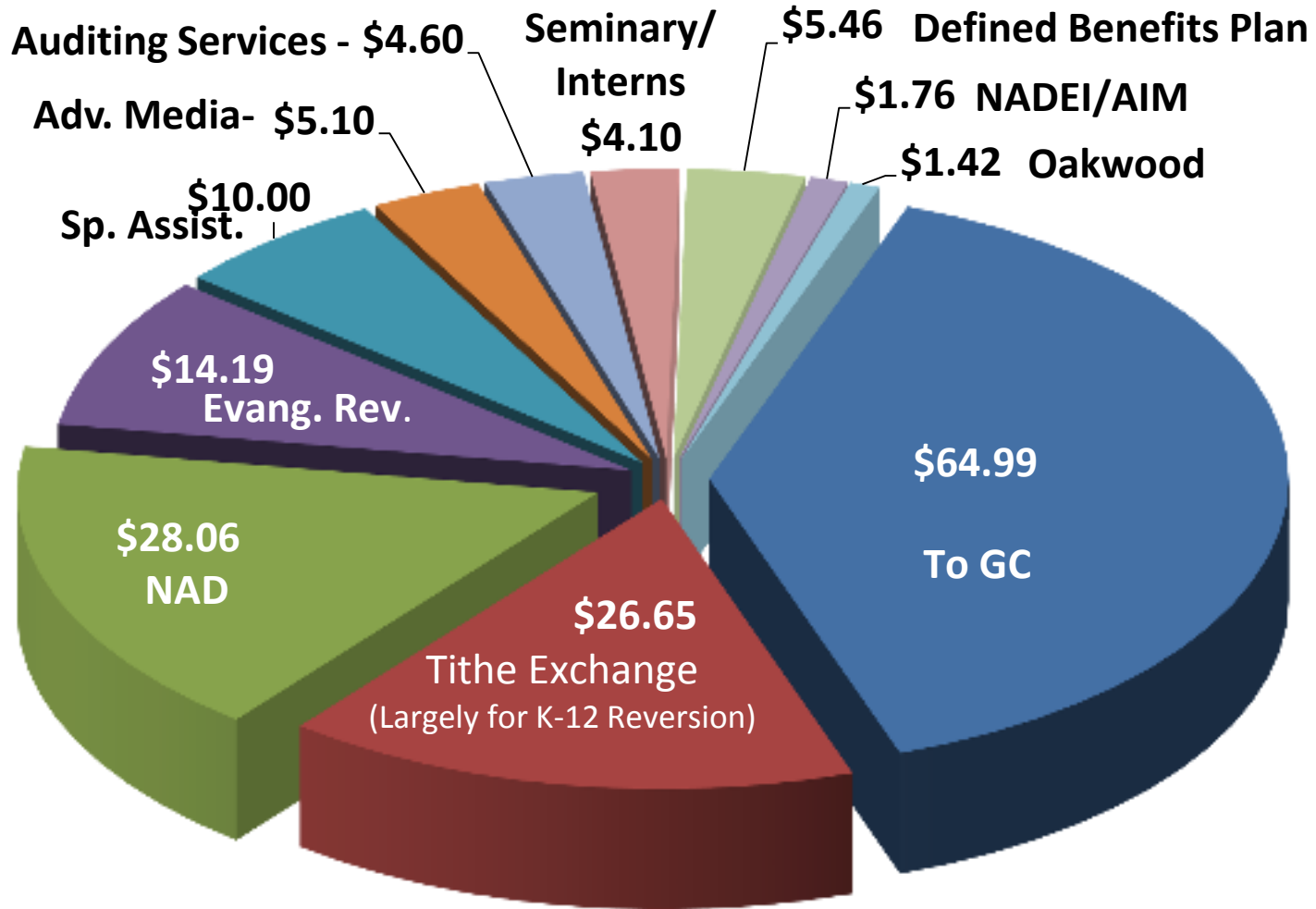
**\$32.52 Million Total  
Tithe Exchange & Interest**



**THE GRAND COLLABORATION**

NAD Year End Meetings, Oct. 29 to Nov. 4, 2015

# 2015 Budgeted NAD Use of Tithe Funds:



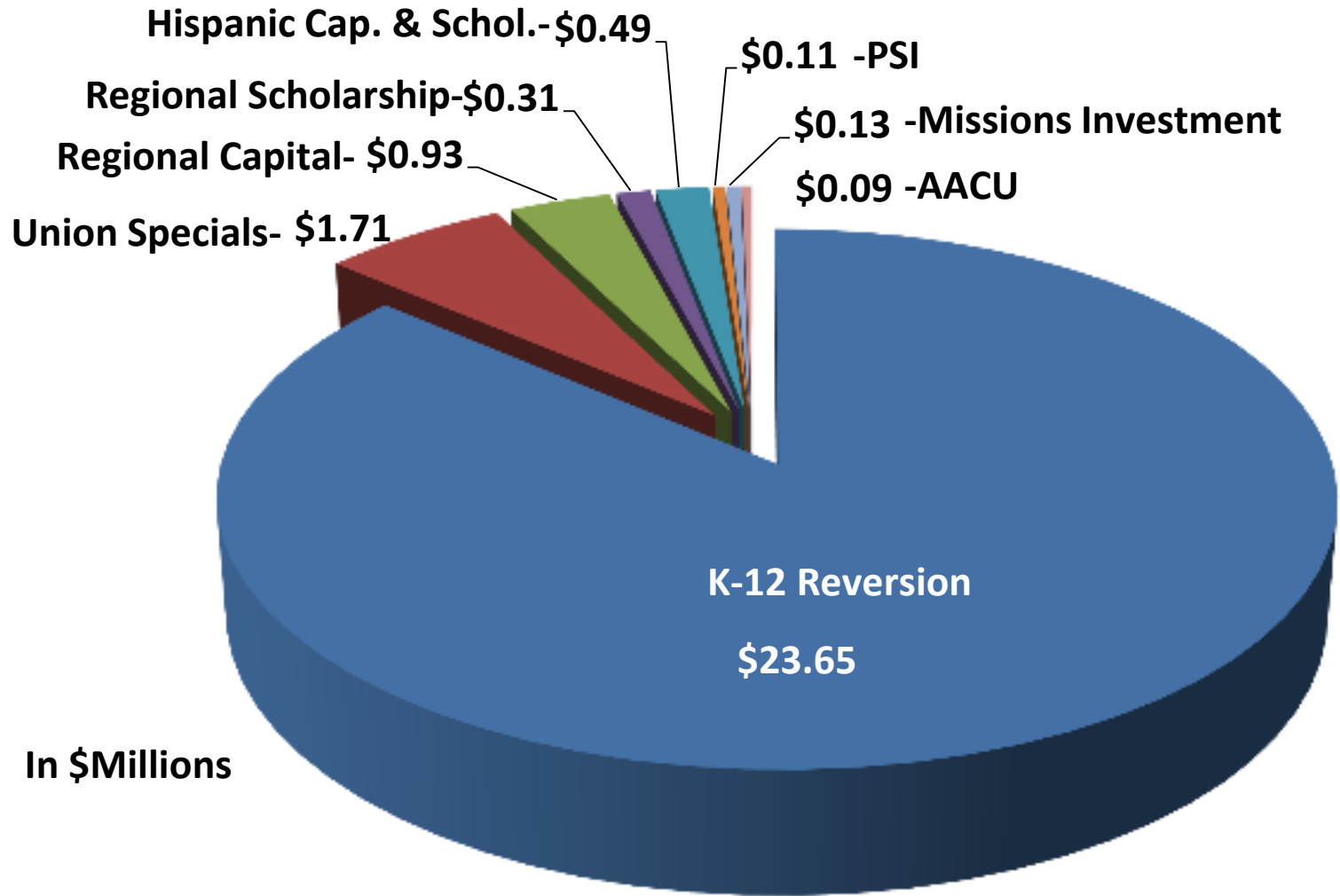
**\$166.33 Million Total Tithe:**



**THE GRAND COLLABORATION**

NAD Year End Meetings, Oct. 29 to Nov. 4, 2015

# 2015 Non-Tithe Budget Distribution Graphed:



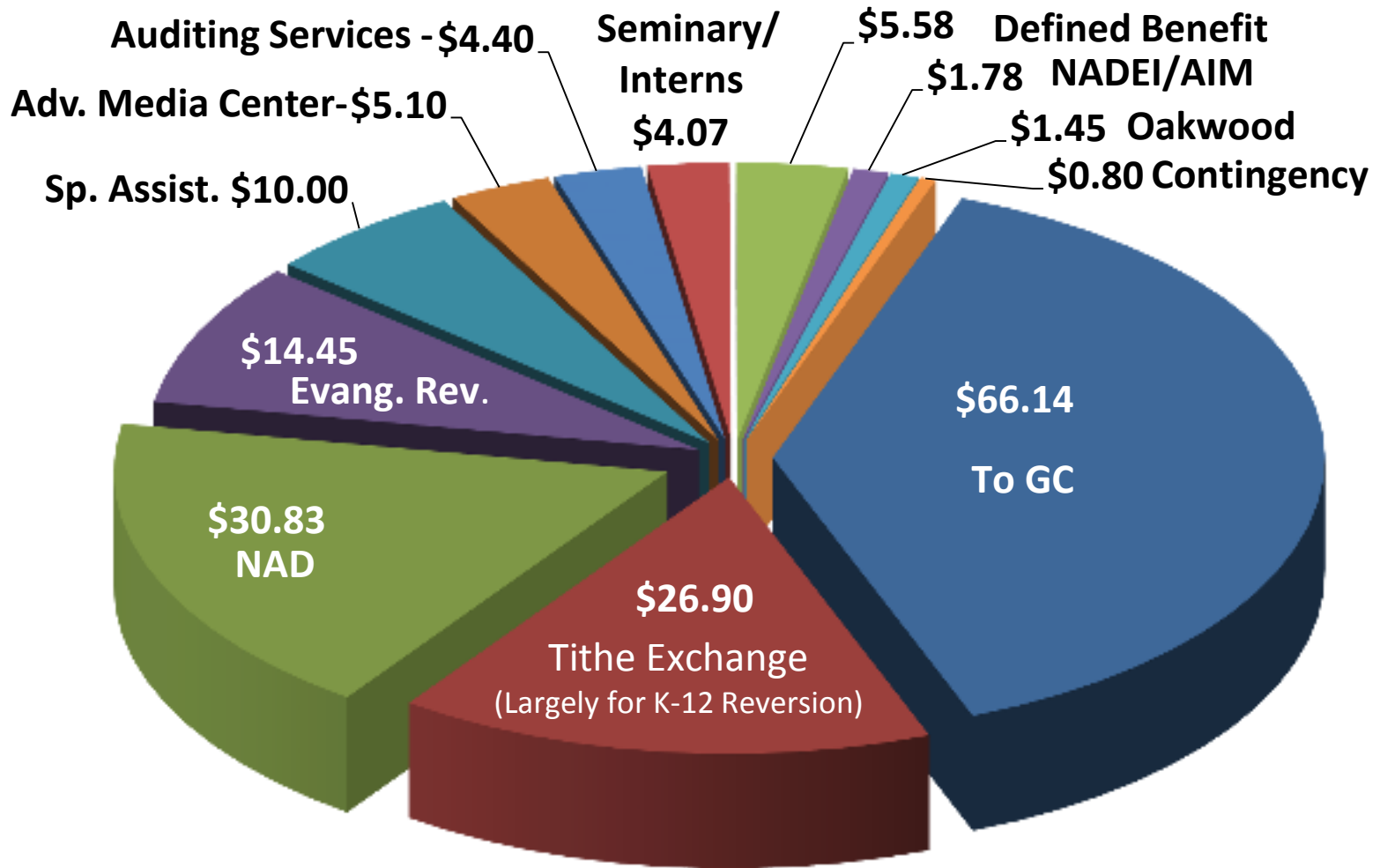
In \$Millions



**THE GRAND COLLABORATION**  
NAD Year End Meetings, Oct. 29 to Nov. 4, 2015

**\$27.42 Million Total  
Tithe Exchange/Interest**

# 2016 Budgeted NAD Use of Tithe Funds:



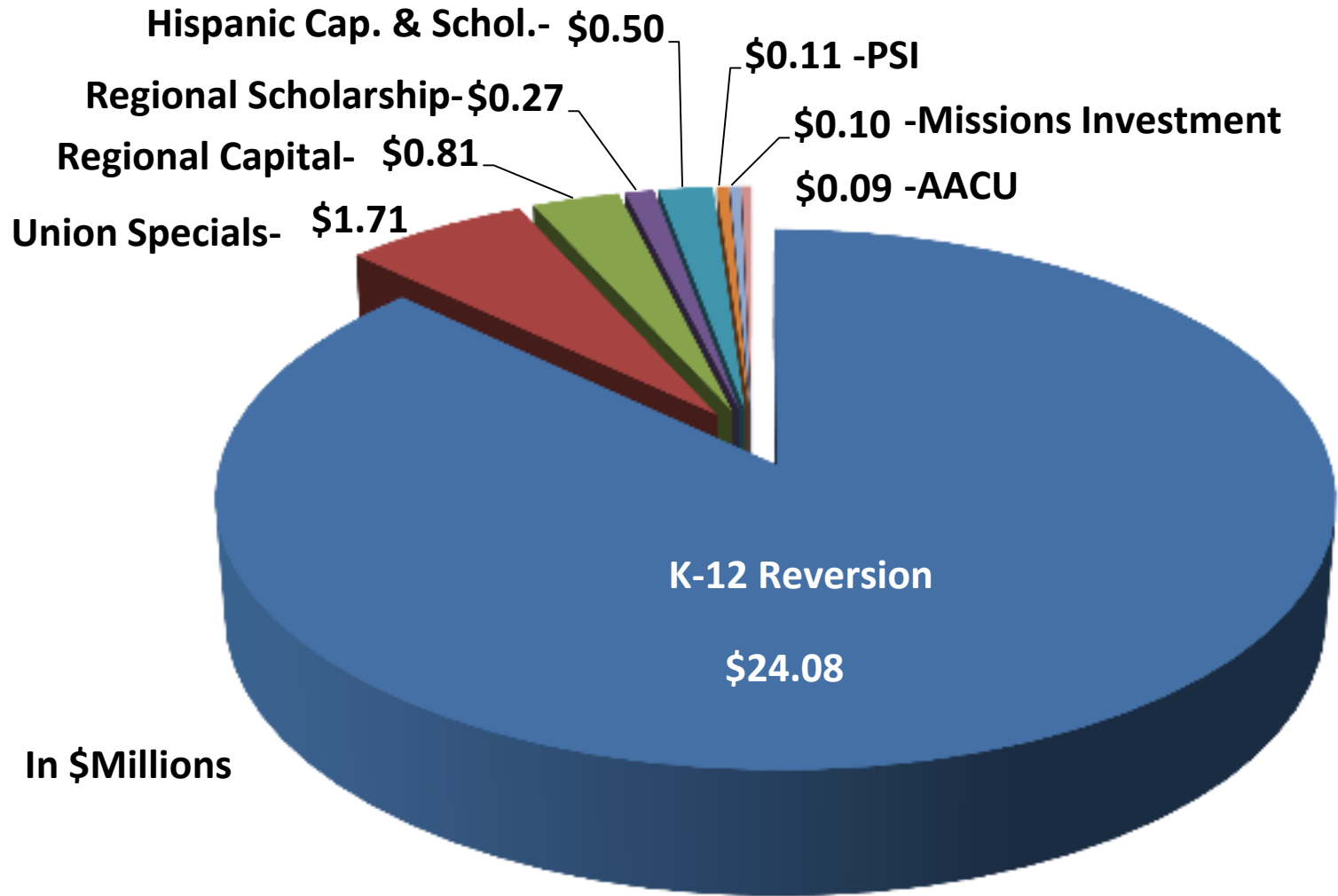
**\$171.50 Million Total Tithe:**



## THE GRAND COLLABORATION

NAD Year End Meetings, Oct. 29 to Nov. 4, 2015

# 2016 Non-Tithe Budget Distribution Graphed:



In \$Millions



**THE GRAND COLLABORATION**  
NAD Year End Meetings, Oct. 29 to Nov. 4, 2015

**\$27.67 Million Total  
Tithe Exchange/Interest**

# **NAD Finances Explained**

The background of the slide features two hands reaching towards each other against a sky with clouds. The hand on the left is larger and positioned lower, while the hand on the right is smaller and positioned higher. The sky transitions from a bright yellow/orange glow at the bottom to a blue sky with white and grey clouds at the top. The text is overlaid on this background.

**Use of Funds in 2014**

***THE GRAND  
COLLABORATION***

Presented by Mike Jamieson  
NAD Year-end Meeting  
Oct. 29 to Nov. 4, 2015