

NORTH PACIFIC UNION CONFERENCE

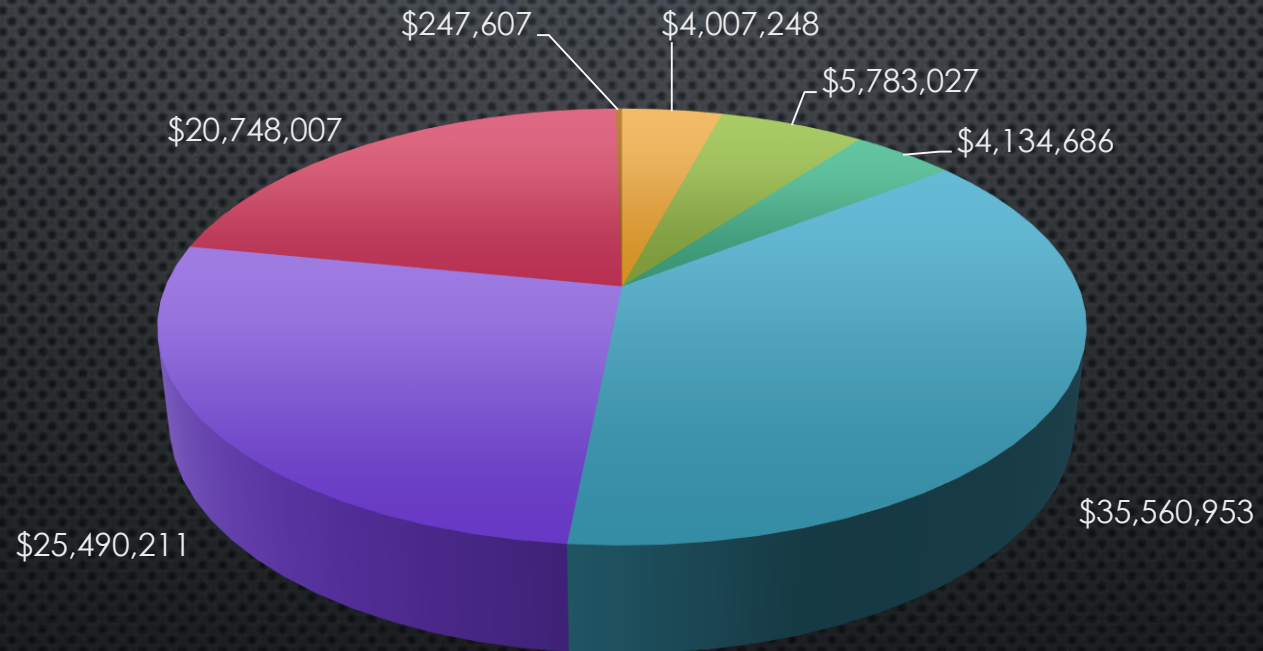
OPERATING FINANCIAL REPORT

DECEMBER 31, 2017



2017 TITHE: \$ 95,971,740

INCREASE OF 2.68% FROM PREVIOUS YEAR



■ Alaska ■ Idaho ■ Montana ■ Oregon ■ Upper Columbia ■ Washington ■ NPUC Direct

TITHE RECEIVED – YEAR TO DATE DECEMBER 2017 AND 2016

Conference	Year 2017	Year 2016	Incr/(Decr) Percentage	Per Capita 2017	Per Capita 2016
Alaska	4,007,248	4,485,314	(10.66%)	1,036.54	1,160.50
Idaho	5,783,027	5,584,593	3.55%	855.73	844.36
Montana	4,134,686	4,395,009	(5.92%)	1,022.93	1,094.37
Oregon	35,560,953	33,414,352	6.42%	980.67	927.82
Upper Columbia	25,490,211	25,464,205	0.10%	952.02	961.42
Washington	20,748,007	19,766,325	4.97%	898.26	863.65
NPUC – Direct Tithe	247,607	357,673			
Total Tithe	95,971,740	93,467,471	2.68%	952.09	935.78

TITHE PERCENTAGE BY UNIONS FOR 2017

Columbia Union	3.03%
SDA Church in Canada	2.98%
North Pacific Union	2.68%
Southern Union	2.06%
Lake Union	1.92%
Southwestern Union	(0.98%)
Atlantic Union	1.79%
Mid-America Union	1.68%
Pacific Union	1.17%

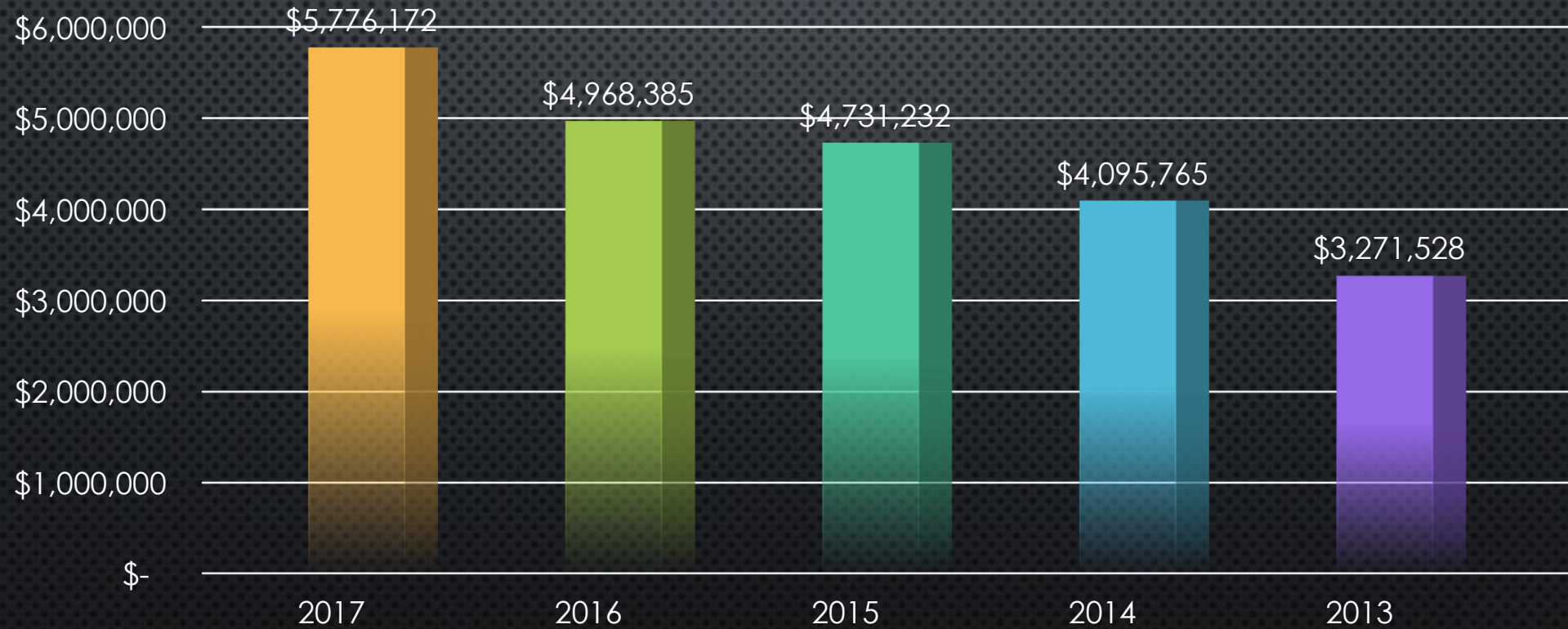
1.84% Increase for NAD
Tithe Received over
Previous Year

ADVENTIST GIVING REPORT FOR 2017

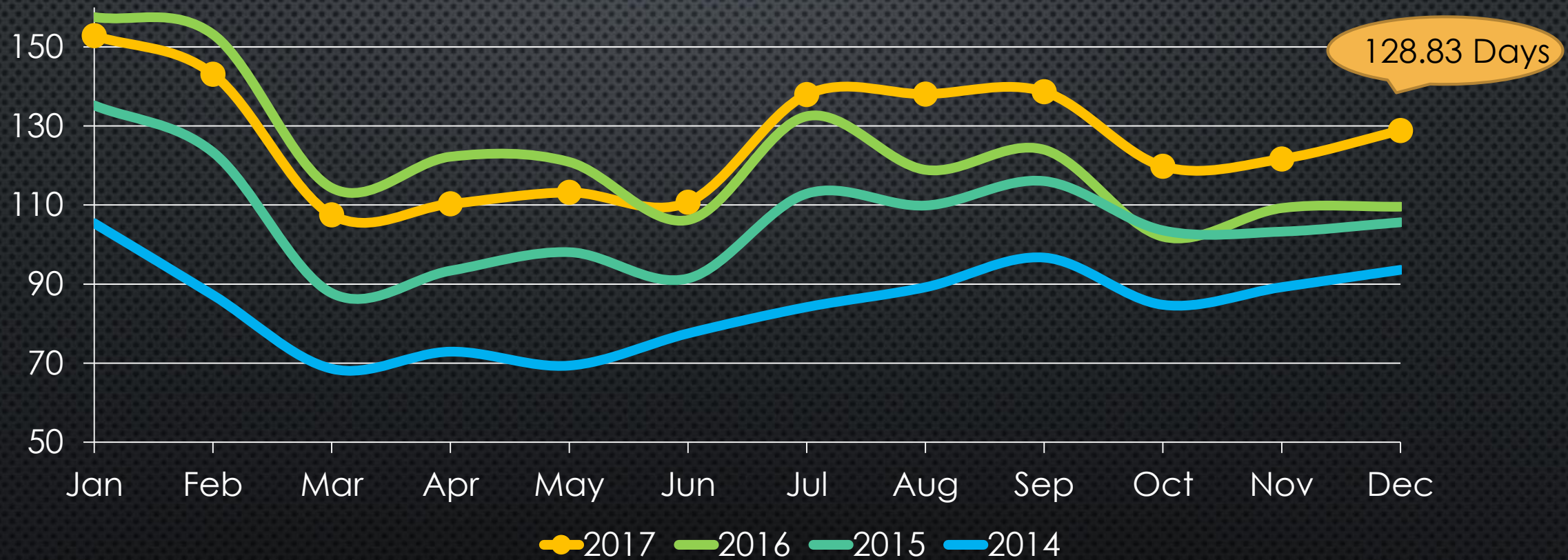
Conference	Total Offerings	Total Share of Fees
Alaska	1,673,551.52	9,213.87
Idaho	1,269,970.01	4,479.10
Montana	1,116,346.41	7,252.58
Oregon	9,297,446.54	33,299.62
Upper Columbia	7,681,882.73	33,346.18
Washington	8,484,303.66	35,364.51
NPUC		17,565.12
Totals	29,523,500.87	140,520.98

0.476 in fees - for every dollar received

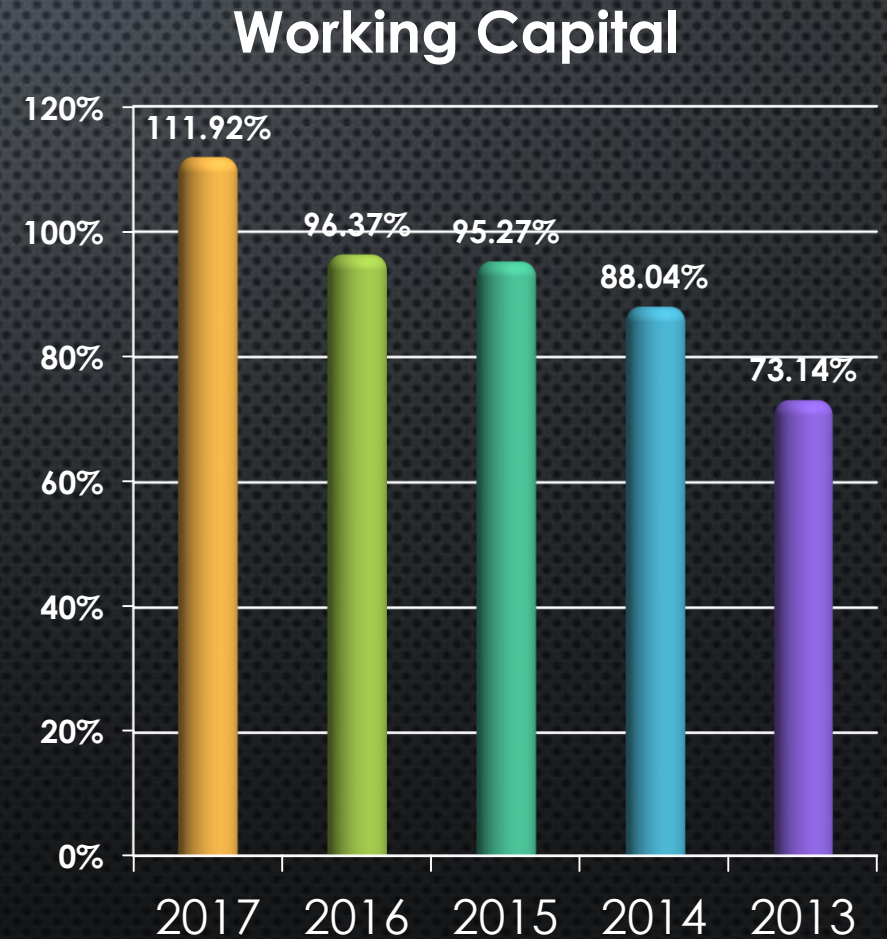
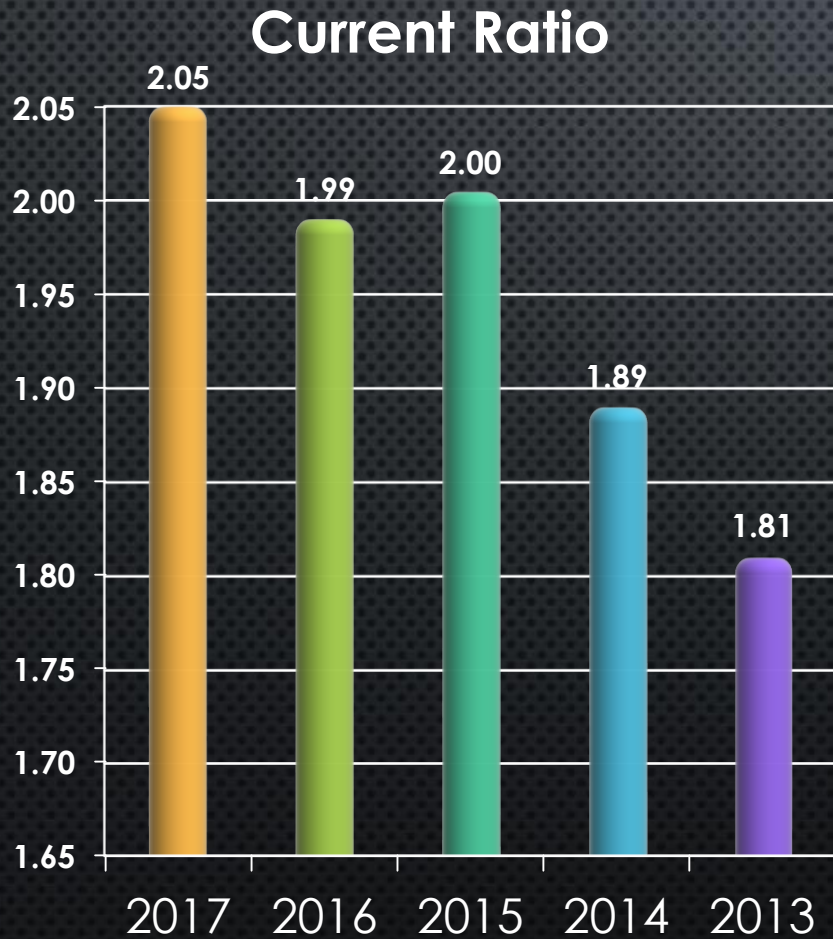
CASH AND INVESTMENTS DECEMBER 2013 THROUGH 2017



ACTUAL CASH DAYS YEARS 2017, 2016, 2015 & 2014

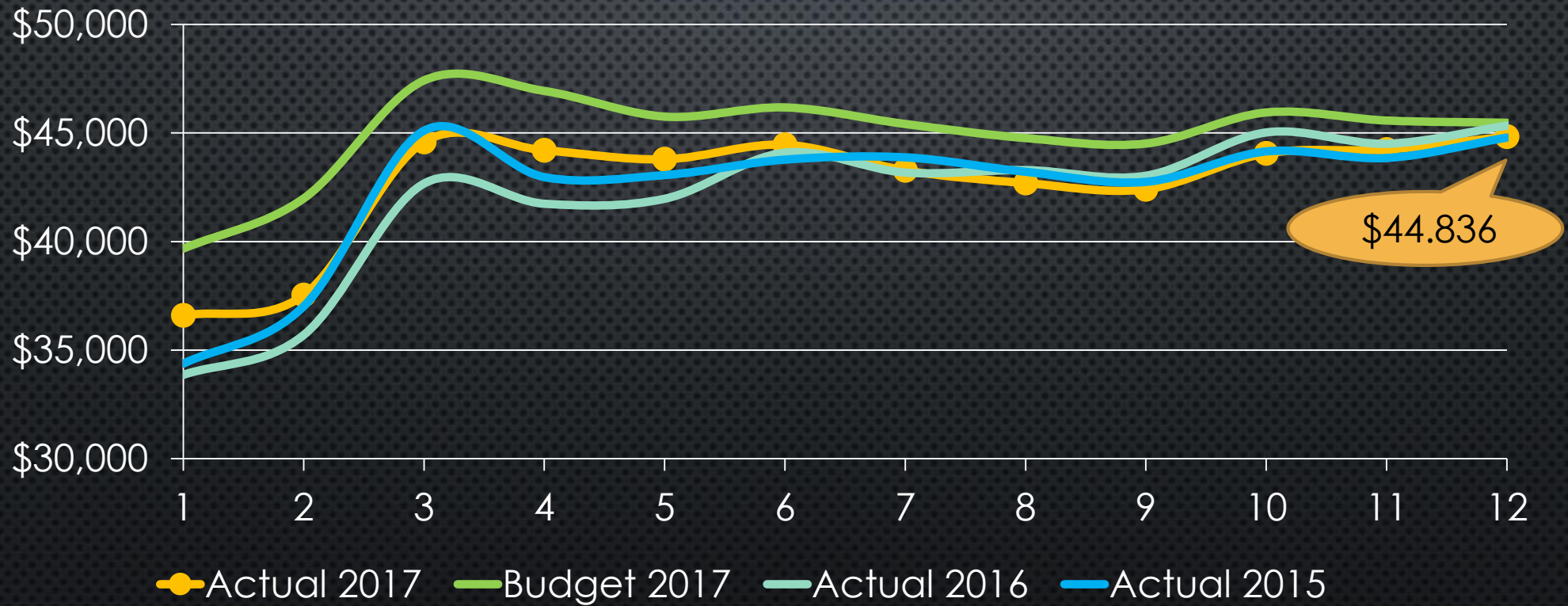


FINANCIAL INDICATORS - DECEMBER



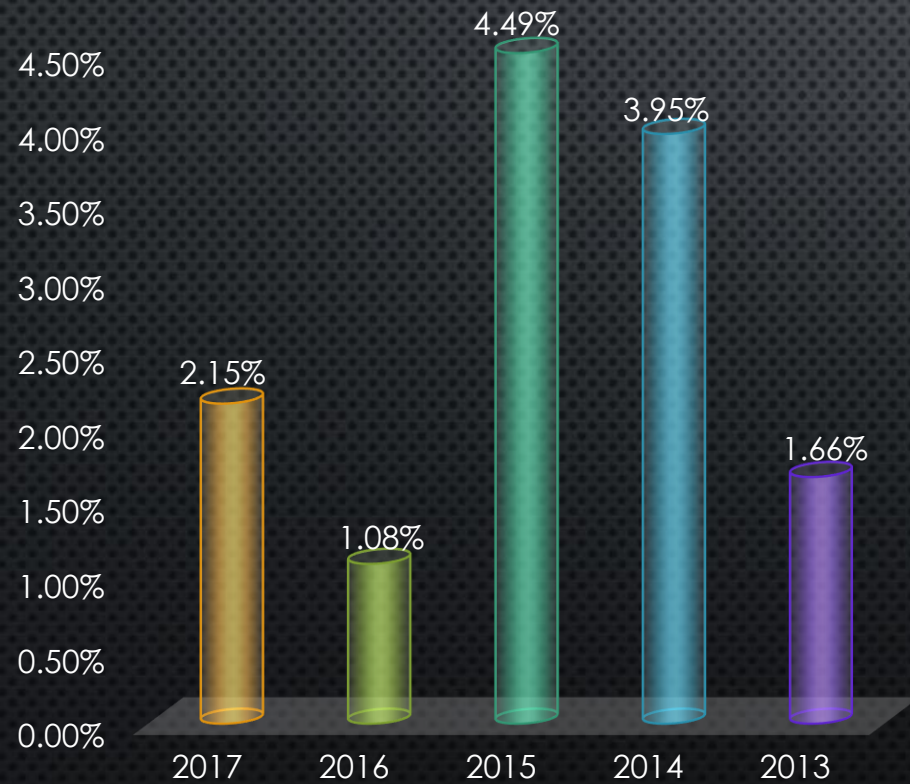
EXPENSES PER DAY

YEARS 2015 TO 2017, AND 2017 BUDGET

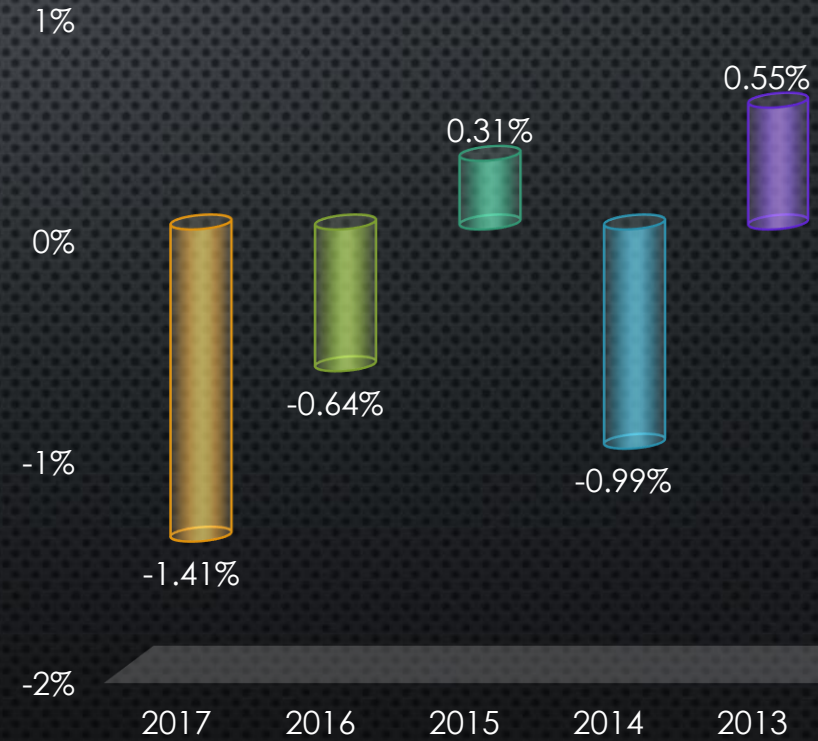


FINANCIAL INDICATORS – DECEMBER

Percent of Income to Budget

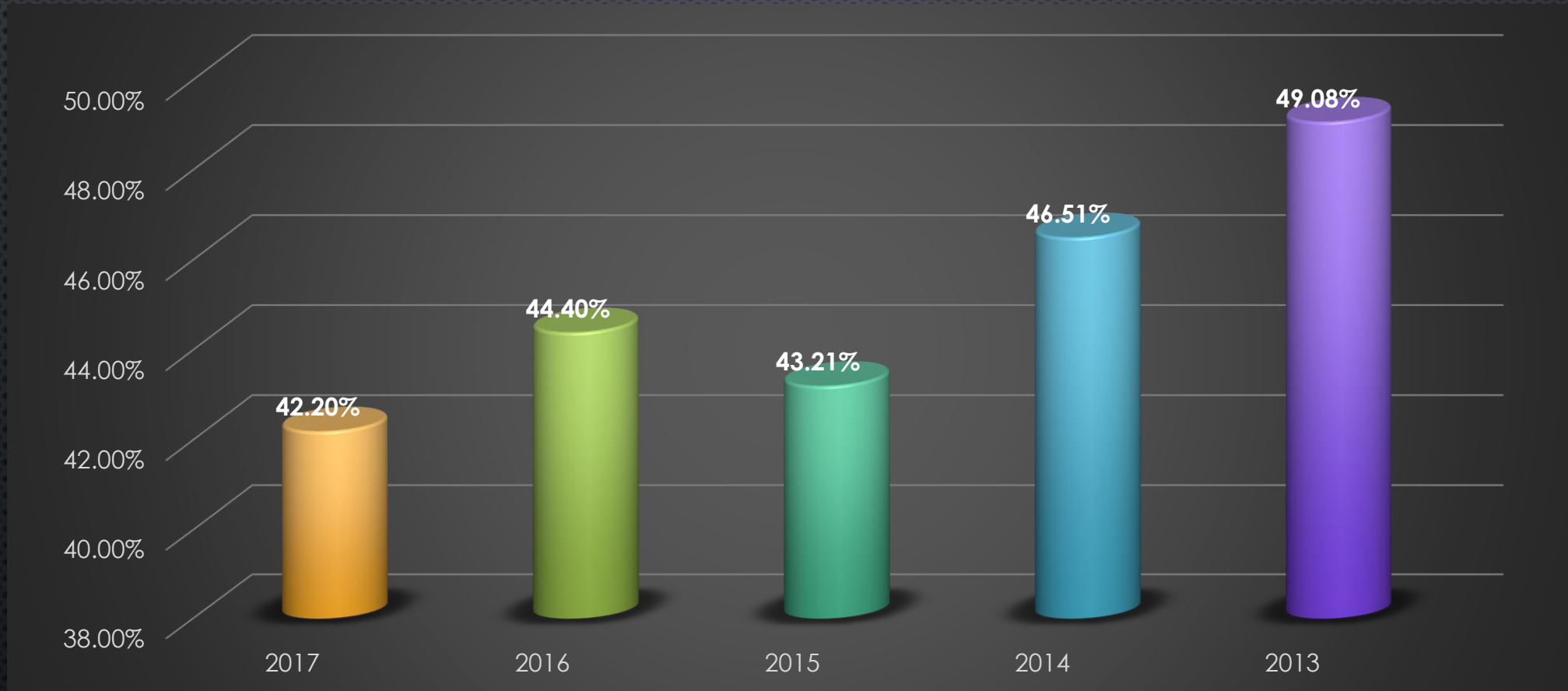


Percent of Expenses to Budget



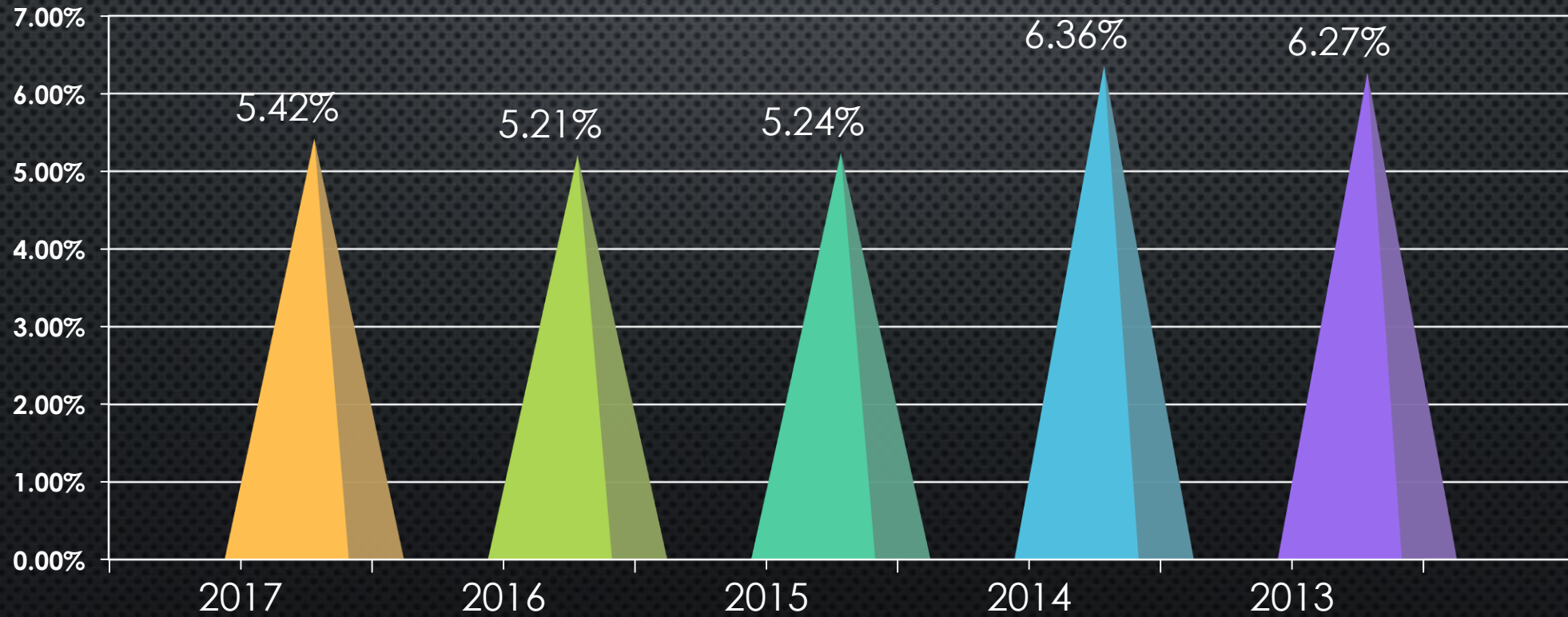
FINANCIAL INDICATORS

% SALARY, ALLOWANCES, & TRAVEL TO GROSS TITHE –
DECEMBER

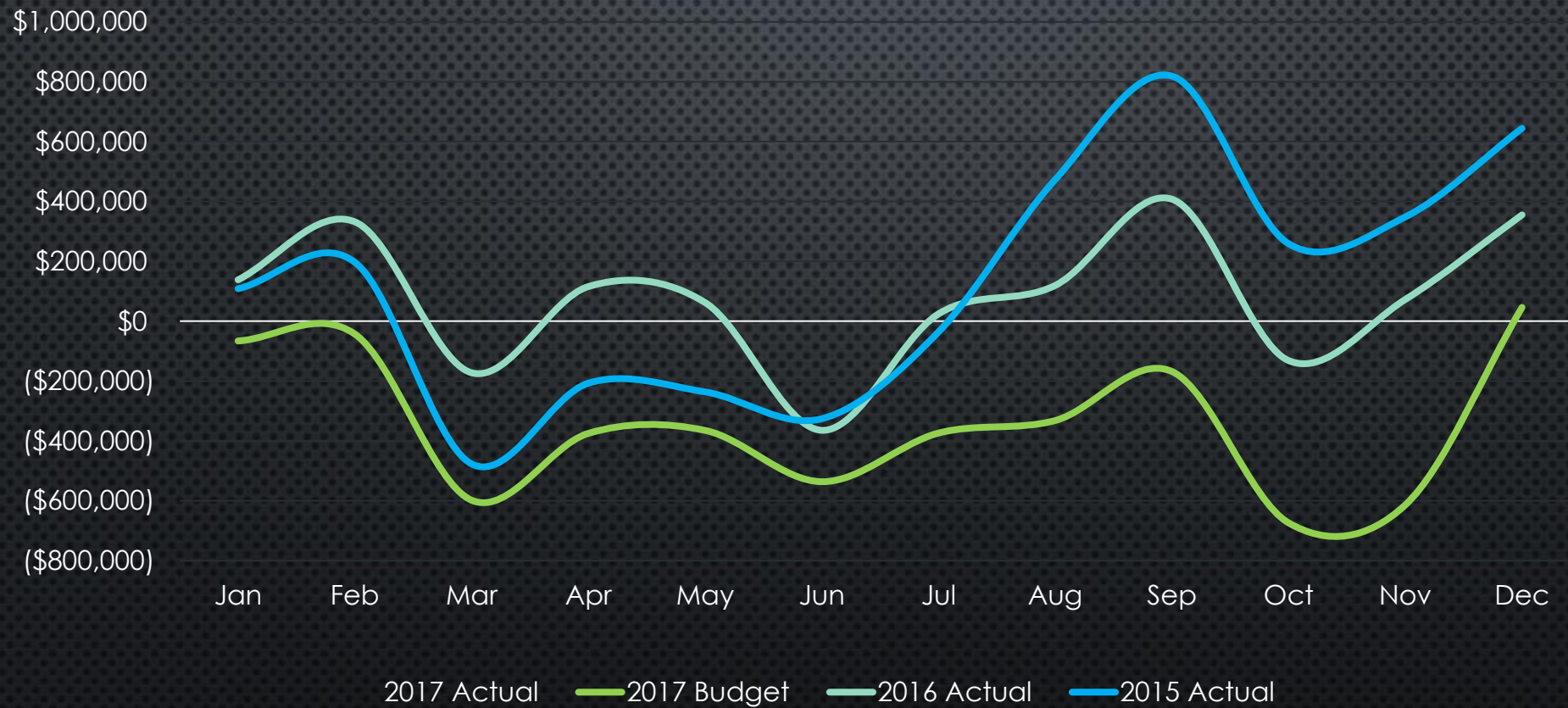


FINANCIAL INDICATORS

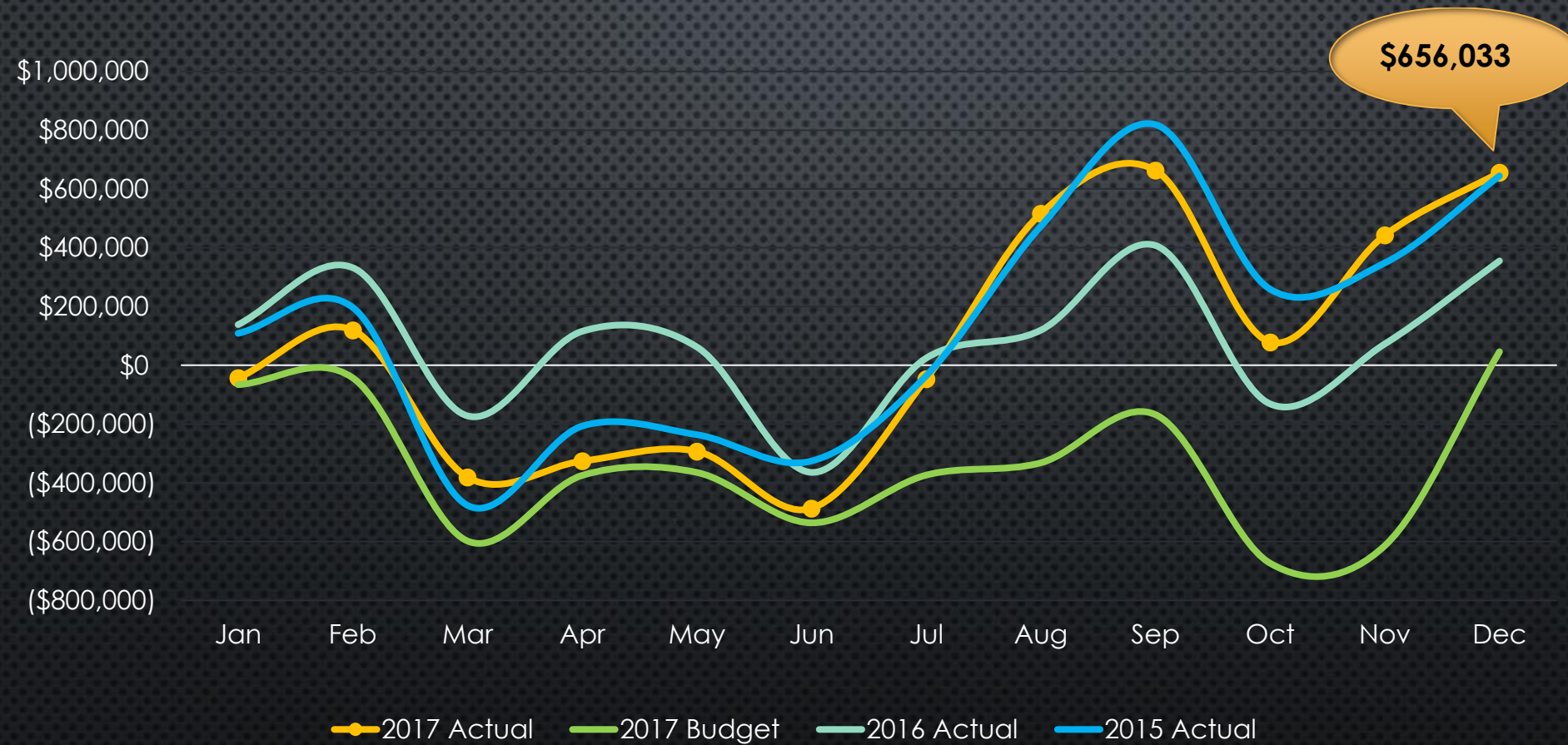
% TRAVEL TO GROSS TITHE – DECEMBER



CHANGES IN NET ASSETS YEARS 2017, 2016 AND 2015



CHANGES IN NET ASSETS YEARS 2017, 2016 AND 2015



NORTH PACIFIC UNION CONFERENCE OF SEVENTH-DAY ADVENTISTS

DECEMBER 31, 2017
OPERATIONS

REPORTING THE RESOURCES RECEIVED AND THEIR ALLOCATION IN ADVANCEMENT OF THE
GOSPEL IN THE NORTHWEST



NORTH PACIFIC UNION CONFERENCE OPERATING FINANCIAL ACTIVITY STATEMENT DECEMBER 31, 2017

INCOME	ACTUAL 2017	BUDGET 2017	ACTUAL 2016
Restricted Income			
Appropriations	7,691,425	7,706,755	7,574,994
Offerings	3,806	2,100	3,169
Donations	156,443	0	114,792
Other Income	50,700	0	50,700
Total Restricted Income	7,902,375	7,708,855	7,737,955

NORTH PACIFIC UNION CONFERENCE OPERATING FINANCIAL ACTIVITY STATEMENT DECEMBER 31, 2017

INCOME	ACTUAL 2017	BUDGET 2017	ACTUAL 2016
Unrestricted Income			
Tithe – Net	7,994,098	7,682,094	7,887,931
Exchange with Division	(1,208,700)	(1,208,700)	(1,208,700)
Offerings and Donations	93,716	166,800	151,014
Appropriations Received	1,418,984	1,398,700	1,406,350
Direct Operating Income	645,550	708,964	735,740
SOULS NW – Tuition	48,749	147,380	148,963
Investment Earnings	54,148	49,390	55,003
Other Income	119,905	55,461	28,900
Total Unrestricted Income	9,166,451	9,000,089	9,205,201
Total Income Received	17,068,826	16,708,944	16,943,156

NORTH PACIFIC UNION CONFERENCE OPERATING FINANCIAL ACTIVITY STATEMENT DECEMBER 31, 2017

EXPENSES	ACTUAL 2017	BUDGET 2017	ACTUAL 2016
Program Services			
Church Ministries	2,852,501	3,070,252	3,253,780
Educational	7,320,339	7,344,893	7,082,458
Health & Humanitarian	5,474	8,000	5,445
Other	3,080,408	3,060,759	3,015,806
Total Program Services	13,258,722	13,483,904	13,357,489

NORTH PACIFIC UNION CONFERENCE OPERATING FINANCIAL ACTIVITY STATEMENT DECEMBER 31, 2017

EXPENSES	ACTUAL 2017	BUDGET 2017	ACTUAL 2016
Supporting Services			
Conference Administration	1,001,614	992,428	1,052,834
Retirement Contribution	1,280,973	1,233,433	1,266,499
Conventions & Meetings	74,204	66,500	144,315
Office Operations & Maintenance	382,255	359,335	374,423
Employee Medical	367,247	463,819	352,219
Total Supporting Services	3,106,294	3,115,515	3,190,290
Total Expenses	16,365,015	16,599,419	16,547,780

NORTH PACIFIC UNION CONFERENCE OPERATING FINANCIAL ACTIVITY STATEMENT DECEMBER 31, 2017

EXPENSES	ACTUAL 2017	BUDGET 2017	ACTUAL 2016
Total Income Received	17,068,826	16,708,944	16,943,156
Total Expenses	16,365,015	16,599,419	16,547,780
Net Gain/(Loss)	703,811	109,525	395,376
Transfers In/(Out)	(50,210)	(63,074)	(22,253)
Unrealized Gain/(Loss) on Investments	2,432	0	(17,925)
Net Gain/(Loss)	656,033	46,451	355,198

YEAR-END 2017 INCREASE/DECREASE OF NET ASSETS OVER BUDGET

FUNCTION	INCREASE	DECREASE
Unallocated Tithe	249,710	
Unallocated Non-Tithe		262,233
General Evangelism		18,984
SOULS NW Operations	85,486	
Native American Ministries		1,448
Creation Ministries		3,445
"Give Them the Keys" Initiative	5,000	
Regional Capital	15,170	
Hispanic Capital	45,000	
K-12 Education	24,491	
Temperance Programs	24	
Adventist Disaster Response	12,538	

YEAR-END 2017 INCREASE/DECREASE OF NET ASSETS OVER BUDGET

FUNCTION	INCREASE	DECREASE
Pacific Northwest Chapter – ASI	1,897	
Religious Liberty Emergency		7,373
NRLA Mission Book Project	33,539	
Small Conference Assistance	13,859	
Regional Special Assistance	14,803	
Mission Projects – Global Missions		3,294
Regional Scholarships		3,536
Hispanic Scholarships		6,200
Adventist Health Systems	1,000	
Misc. Project: Desire of Ages		11,163
President’s Special Projects	12,529	
Misc. Project: Special Media		35,000

YEAR-END 2017 INCREASE/DECREASE OF NET ASSETS OVER BUDGET

FUNCTION	INCREASE	DECREASE
Misc. Project: Trade Show Books		20,307
West Coast Regional Workers	25,000	
Secretariat Special Purpose		2,000
Allocated Reserve – Tithe	146,089	
Allocated Reserve – Non Tithe	298,431	
Sub Total	984,566	374,983
Budget Variance of Net Assets	609,582	
2017 Budget	46,451	
2017 Increase of Net Assets	656,033	

VARIANCES (TITHE TRANSFERS) FOR YEAR ENDING DECEMBER 2017

FUNCTION	UNDER BUDGET	OVER BUDGET
Admin Support-Legal Services	11,246	
Allocated Reserve – Tithe		146,089
ASI		60
Association Operation	19,730	
Auditing Services	46,736	
Bible Conference	1,552	
Communication and PR Admin.		7,970
Hispanic Ministries		510
Native American Ministries	20,814	
Regional Ministries	52,412	
Employee DB Retirement Contr.		73,667
Employee Group Medical	91,058	

VARIANCES (TITHE TRANSFERS) FOR YEAR ENDING DECEMBER 2017

FUNCTION	UNDER BUDGET	OVER BUDGET
Education Administration	2,308	
In-House Office Services	375	
In-House Social Committee		1,838
Information Systems		20,895
In-House Operations		6,972
Ministerial Administration	39	
Ministerial Interns		5,429
Conventions & Meetings		7,704
Misc. Tithe Appropriations		3,165
Office Operation & Maintenance		20,998
Women in Pastoral Ministries		18,174
Business/Communications Interns	8,010	

VARIANCES (TITHE TRANSFERS) FOR YEAR ENDING DECEMBER 2017

FUNCTION	UNDER BUDGET	OVER BUDGET
Presidential		20,992
Religious Liberty Administration		505
Secretariat		3,139
Treasury	1,470	
Trust Services		1,022
Union Publication / Gleaner	34,102	
Women's Ministries	663	
Youth Activities		13,681
Sub Total	290,515	352,810
Total Net Transfers to Functions		62,294

VARIANCES (NON-TITHE TRANSFERS) FOR YEAR ENDING DECEMBER 2017

FUNCTION	UNDER BUDGET	OVER BUDGET
Allocated Reserve – Non Tithe		298,431
Early Childhood Education	5,043	
Higher Education Capital Funding	1	
Misc. Non-Tithe Appropriations		100
Unexpended for Furnishings/Equip.	32,631	
Transfers Received from Other Funds		76
Sub Total	37,675	298,607
Total Net Transfers to Functions		260,931



We can be thankful for the increased financial trends over the past few years, within the North Pacific Union Conference.

I think far too often when we talk to God it's all about us, what we want, what our troubles are. We would all be so much better off if we were to spend more time praising God, thanking him for his goodness and love.

***Enter His gates with thanksgiving, And His courts with praise. Give thanks to Him; bless His name.
Psalm 100:4***